

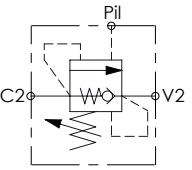
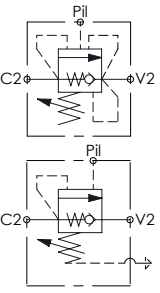
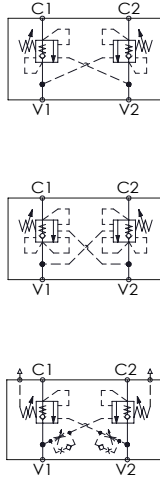


ATLANTIC
Fluid Tech

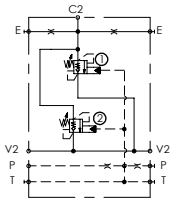
**SECTION
6**

Overcenter
Valves

OVERCENTRE VALVES

Hydraulic scheme	Valve description	Valve type	Rated flow l/min (gpm)	Max. pressure bar (psi)	Installation	Main port size or cavity type	Page
	MBSN-040-ALNP	Single acting	40 (11)	350 (5000)	In line	G 1/4"	6.01.010
	MBSN-040-ZLNA	Single acting	40 (11)	350 (5000)	In line	G 3/8"	6.01.020
	MBSN-040-AANP	Single acting, one flanged ports	40 (11)	350 (5000)	In line	G 1/4"	6.01.030
	MBSN-040-ZDNA	Single acting, all flanged ports	40 (11)	350 (5000)	In line	Ø 8	6.01.040
	MBSN-040-APNR	Single acting, banjo mounting	40 (11)	350 (5000)	In line	G 3/8"	6.01.050
	MBSN-060-ALNR	Single acting	60 (16)	350 (5000)	In line	G 3/8"	6.01.060
	MBSN-060-ALNE	Single acting	60 (16)	350 (5000)	In line	G 3/8"	6.01.070
	MBSN-060-ZLSE	Single acting	60 (16)	350 (5000)	In line	G 1/2"	6.01.080
	MBSN-060-ALNE	Single acting	60 (16)	350 (5000)	In line	G 1/2"	6.01.090
	MBSN-060-ZLNA	Single acting, in line ports	60 (16)	350 (5000)	In line	G 1/2"	6.01.100
	MBSN-060-AANR	Single acting, one flanged port	60 (16)	350 (5000)	Flanged	G 3/8"	6.01.110
	MBSN-060-AATV	Single acting, one flanged port	60 (16)	350 (5000)	Flanged	G 3/8"	6.01.120
	MBSN-060-ABNP	Single acting, two flanged ports	60 (16)	350 (5000)	Flanged	G 3/8"	6.01.130
	MBSN-060-ABNP	Single acting, two flanged ports	60 (16)	350 (5000)	Flanged	G 1/2"	6.01.140
	MBSN-150-ALNV	Single acting	150 (40)	350 (5000)	In line	G 1/2"	6.01.150
	MBSN-150-ALNV	Single acting	150 (40)	350 (5000)	In line	G 3/4"	6.01.160
	MBSN-150-AANV	Single acting, one flanged port	150 (40)	350 (5000)	Flanged	G 3/4"	6.01.170
	MBSN-150-ABNV	Single acting, two flanged ports	150 (40)	350 (5000)	Flanged	G 1/2"	6.01.180
	MBSN-150-ABNV	Single acting, two flanged ports	150 (40)	350 (5000)	Flanged	G 3/4"	6.01.190
	MBSN-300-ZLNP	Single acting	300 (79)	350 (5000)	In line	G 1"	6.01.200
	MBSP-060-ZLSE	Single acting, relief compensated	60 (16)	350 (5000)	In line	G 3/8"	6.02.210
	MBSP-060-ALNP	Single acting, relief compensated	60 (16)	350 (5000)	In line	G 3/8"	6.02.220
	MBSP-060-ALNE	Single acting, relief compensated	60 (16)	350 (5000)	In line	G 1/2"	6.02.230
	MBSP-060-ABNE	Single acting, two flanged ports, relief compens.	60 (16)	350 (5000)	Flanged	G 3/8"	6.02.240
	MBSP-060-ABNP	Single acting, two flanged ports, relief compens.	60 (16)	350 (5000)	Flanged	G 1/2"	6.02.250
	MBSP-150-ZLSE	Single acting	150 (40)	350 (5000)	In line	G 3/4"	6.02.260
	MBST-150-AANV	Single acting, one flanged port, relief compens.	150 (40)	350 (5000)	Flanged	G 3/4"	6.03.270
	MBST-150-ABNV	Single acting, two flanged ports, fully compens.	150 (40)	350 (5000)	Flanged	G 1/2"	6.03.280
MBST-150-ABNV	Single acting, two flanged ports, fully compens.	150 (40)	350 (5000)	Flanged	G 3/4"	6.03.290	
	MBDN-040-ALNM	Double acting	40 (11)	350 (5000)	In line	G 1/4"	6.04.300
	MBDN-040-ALNR	Double acting	40 (11)	350 (5000)	In line	G 1/4"	6.04.310
	MBDN-040-ZLNN	Double acting	40 (11)	350 (5000)	In line	G 3/8"	6.04.320
	MBDN-040-AANR	Double acting, one flanged port	40 (11)	350 (5000)	Flanged	G 1/4"	6.04.330
	MBDN-040-ABNP	Double acting, two flanged ports	40 (11)	350 (5000)	Flanged	G 1/4"	6.04.340
	MBDN-040-ABNR	Double acting, two flanged ports	40 (11)	350 (5000)	Flanged	G 1/4"	6.04.350
	MBDN-040-ABNV	Double acting, two flanged ports	40 (11)	350 (5000)	Flanged	G 3/8"	6.04.360
	MBDN-040-ZBNN	Double acting, two flanged ports	40 (11)	350 (5000)	Flanged	G 3/8"	6.04.370
	MBDN-040-ZDNA	Double acting, all flanged ports	40 (11)	350 (5000)	Flanged	Ø 8	6.04.380
	MBDN-060-ALNR	Double acting	60 (16)	350 (5000)	In line	G 3/8"	6.04.390
	MBDN-060-ALNR	Double acting	60 (16)	350 (5000)	In line	G 1/2"	6.04.400
	MBDN-060-ZLDE	Double acting	60 (16)	350 (5000)	In line	G 1/2"	6.04.410

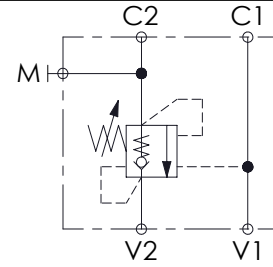
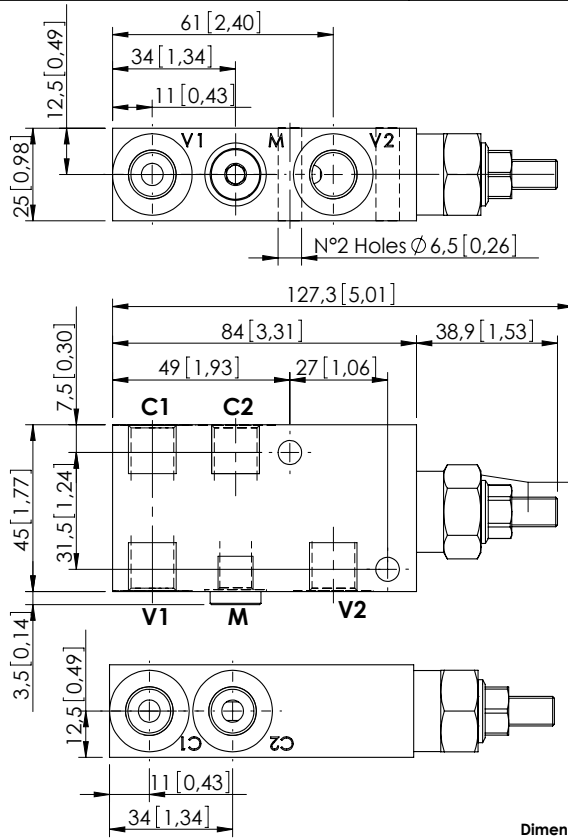
OVERCENTRE VALVES

Hydraulic scheme	Valve description	Valve type	Rated flow l/min (gpm)	Max. pressure bar (psi)	Installation	Main port size or cavity type	Page
	MBDN-060-AANR	Double acting, one flanged port	60 (16)	350 (5000)	Flanged	G 3/8"	6.04. 420
	MBDN-060-ABNR	Double acting, two flanged ports	60 (16)	350 (5000)	Flanged	G 3/8"	6.04. 430
	MBDN-060-ABNR	Double acting, two flanged ports	60 (16)	350 (5000)	Flanged	G 1/2"	6.04. 440
	MBDN-060-ZDNA	Double acting, all flanged ports	60 (16)	350 (5000)	Flanged	Ø10	6.04. 450
	MBDN-100-ALDE	Double acting	100 (26)	350 (5000)	In line	G 1/2"	6.04. 460
	MBDN-100-ABNR	Double acting, two flanged ports	100 (26)	350 (5000)	Flanged	Ø9	6.04. 470
	MBDN-150-ZLDE	Double acting	150 (40)	350 (5000)	In line	G 3/4"	6.04. 480
	MBDN-150-ZLNP	Double acting	150 (40)	350 (5000)	In line	G 3/4"	6.04. 490
	MBDN-150-ZBNV	Double acting, two flanged ports	150 (40)	350 (5000)	Flanged	G 3/4"	6.04. 500
	MBDN-300-ZLNR	Double acting	300 (79)	350 (5000)	In line	G 1"	6.04. 510
	MBDP-060-ALNR	Double acting, relief compensated	60 (16)	350 (5000)	In line	G 3/8"	6.05. 520
	MBDP-060-ALNR	Double acting, relief compensated	60 (16)	350 (5000)	In line	G 1/2"	6.05. 530
	MBDP-060-ZLDE	Double acting, relief compensated	60 (16)	350 (5000)	In line	G 1/2"	6.05. 540
	MBDP-150-ZLDE	Double acting, relief compensated	150 (40)	350 (5000)	In line	G 3/4"	6.05. 550
	MBDT-150-ZBNV	Double acting, two flanged ports, fully compens.	150 (40)	350 (5000)	Flanged	G 3/4"	6.06. 560
	MBDN-500-ABNR	Double acting	500 (132)	420 (6000)	Flanged	1 1/4" SAE 6000	6.07. 570
	MBDN-500-ABNR	Double acting	500 (132)	420 (6000)	Flanged	1 1/4" SAE 6000	6.07. 580

OVERCENTRE VALVE

MBSN-040-ALNP

SINGLE ACTING



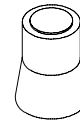
SPECIFICATIONS

Max. operating pressure:	350 bar (5000 psi)
Rated flow:	40 l/min (11 gpm)
Manifold:	Steel
Weight:	0,71 kg (1,57 lbs)
Contamination class to ISO 4406:	See technical spec.
MTF _d :	150 - 1200 years: See technical spec.

NOTES

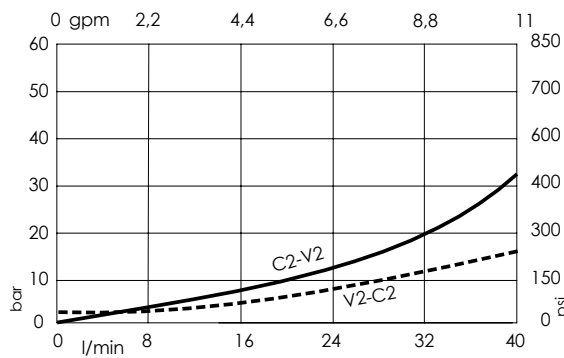
Setting: at least 1.3 times the load induced pressure.
 For other configurations/quick codes not available in this catalogue page please consult factory

SEALING CAP



Ordering code:
AT000020

CURVES



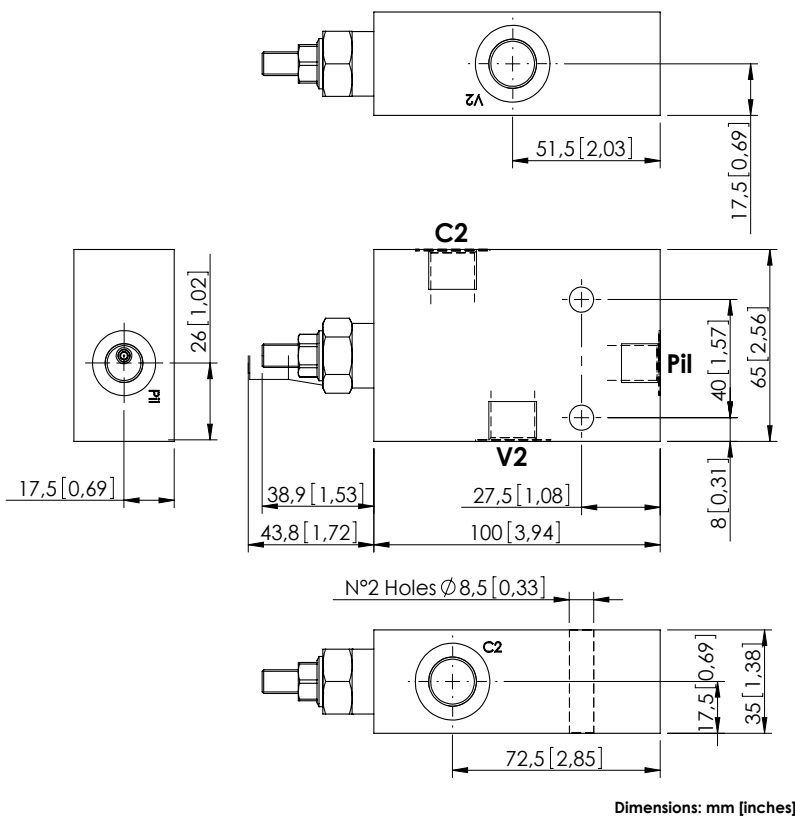
ORDERING CODES

Quick code	Description	Pilot ratio	Main ports size	Standard setting Q=5 l/min (1.3 gpm)	Adjustment range	Pressure increase
MB000074	MBSN-040-ALNP-04-G14-N350	4,1:1	V1,V2: G1/4" M: G1/8" C1,C2: G1/4"	350 bar (5000 psi)	100-350 bar (1400-5000 psi)	184 bar/turn (2700 psi/turn)
MB000604	MBSN-040-ALNP-04-G14-N200	4,1:1	V1,V2: G1/4" M: G1/8" C1,C2: G1/4"	200 bar (2900 psi)	60-210 bar (850-3000 psi)	83 bar/turn (1200 psi/turn)

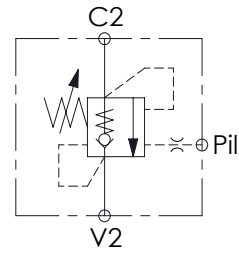
OVERCENTRE VALVE

MBSN-040-ZLNA

SINGLE ACTING
IN LINE PORTS



Dimensions: mm [inches]



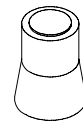
SPECIFICATIONS

Max. operating pressure:	350 bar (5000 psi)
Rated flow:	40 l/min (11 gpm)
Manifold:	Aluminium
Weight:	0,64 kg (1,41 lbs)
Contamination class to ISO 4406:	See technical spec.
MTF _d :	150 - 1200 years: See technical spec.

NOTES

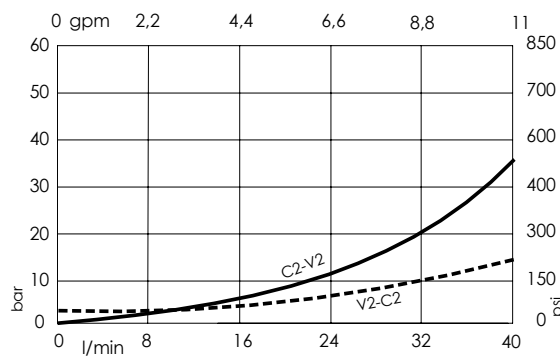
Setting: at least 1.3 times the load induced pressure.
For other configurations/quick codes not available in this catalogue page please consult factory

SEALING CAP



Ordering code:
AT000020

CURVES



ORDERING CODES

Quick code	Description	Pilot ratio	Main ports size	Standard setting Q=5 l/min (1,3 gpm)	Adjustment range	Pressure increase
MB000564	MBSN-040-ZLNA-04-G38-N350	4:1	C2,V2: G 3/8" Pil: G 1/4"	350 bar (5000 psi)	100-350 bar (1400-5000 psi)	184 bar/turn (2700 psi/turn)
MB000565	MBSN-040-ZLNA-04-G38-N200	4:1	C2,V2: G 3/8" Pil: G 1/4"	200 bar (2900 psi)	60-210 bar (850-3000 psi)	83 bar/turn (1200 psi/turn)
MB000566	MBSN-040-ZLNA-07-G38-N350	7,5:1	C2,V2: G 3/8" Pil: G 1/4"	350 bar (5000 psi)	100-350 bar (1400-5000 psi)	135 bar/turn (2000 psi/turn)
MB000567	MBSN-040-ZLNA-07-G38-N200	7,5:1	C2,V2: G 3/8" Pil: G 1/4"	200 bar (2900 psi)	60-210 bar (850-3000 psi)	85 bar/turn (1200 psi/turn)
MB001271	MBSN-040-ZLNA-11-G38-N350	11,5:1	C2,V2: G 3/8" Pil: G 1/4"	350 bar (5000 psi)	100-350 bar (1400-5000 psi)	224 bar/turn (3200 psi/turn)
MB001272	MBSN-040-ZLNA-11-G38-N200	11,5:1	C2,V2: G 3/8" Pil: G 1/4"	200 bar (2900 psi)	60-210 bar (850-3000 psi)	128 bar/turn (1800 psi/turn)

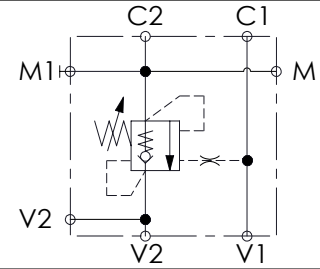
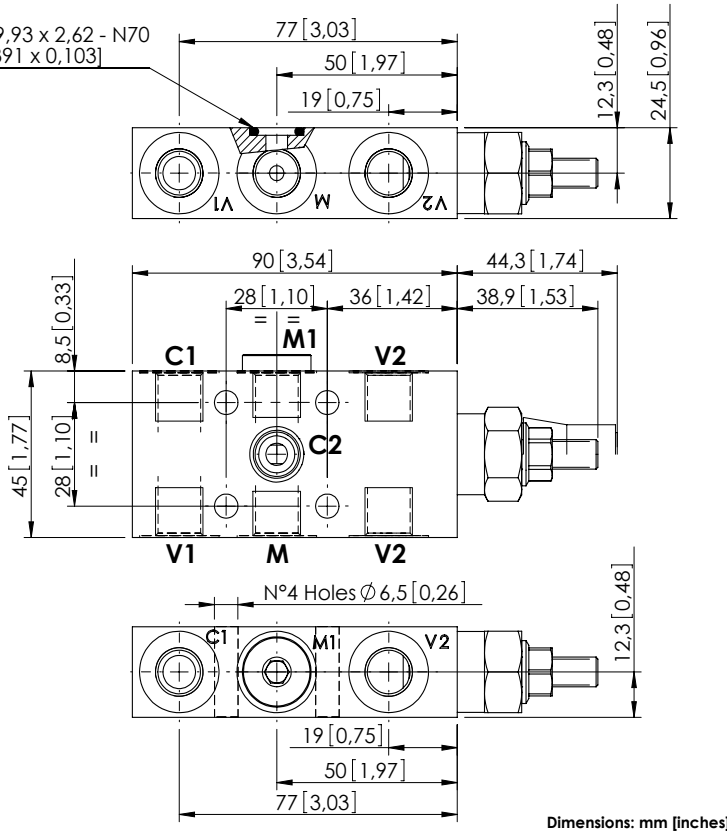
OVERCENTRE VALVE

MBSN-040-AANP

SINGLE ACTING
ONE FLANGED PORT



O-Ring 9,93 x 2,62 - N70
[0,391 x 0,103]



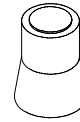
SPECIFICATIONS

Max. operating pressure:	350 bar (5000 psi)
Rated flow:	40 l/min (11 gpm)
Manifold:	Steel
Weight:	0,71 kg (1,57 lbs)
Contamination class to ISO 4406:	See technical spec.
MTTF _d :	150 - 1200 years: See technical spec.

NOTES

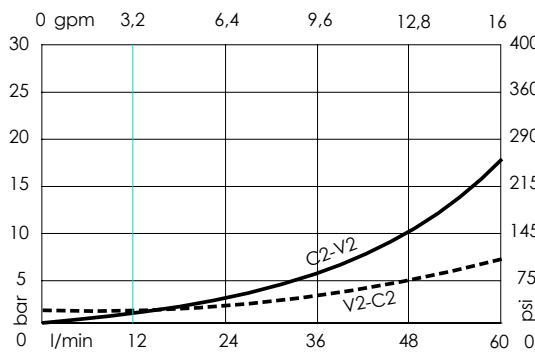
Setting: at least 1.3 times the load induced pressure.
For other configurations/quick codes not available in this catalogue page please consult factory

SEALING CAP



Ordering code:
AT000020

CURVES



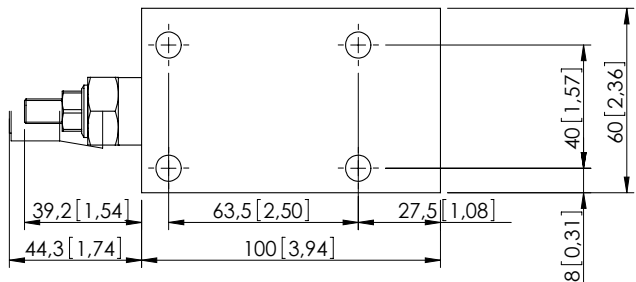
ORDERING CODES

Quick code	Description	Pilot ratio	Main ports size	Standard setting Q=5 l/min (1,3 gpm)	Adjustment range	Pressure increase
MB000105	MBSN-040-AANP-04-G14-N350	4,1:1	V1, V2, M, M1: G1/4" C1: G1/4" C2: Ø6	350 bar (5000 psi)	100-350 bar (1400-5000 psi)	184 bar/turn (2700 psi/turn)

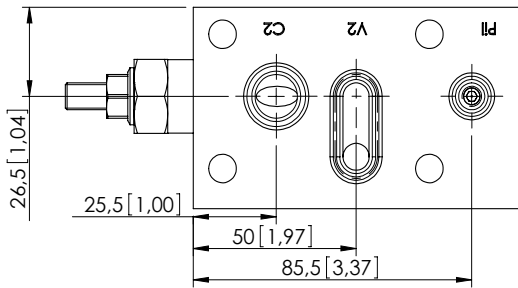
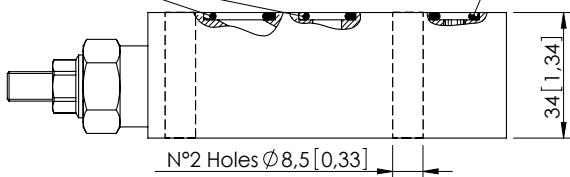
OVERCENTRE VALVE

MBSN-040-ZDNA

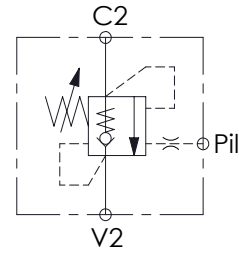
SINGLE ACTING
ALL FLANGED PORTS



O-Ring 15,08 x 2,62 - N70 [0,594 x 0,103] O-Ring 22,22 x 2,62 - N70 [0,891 x 0,103] O-Ring 9,19 x 2,62 - N70 [0,362 x 0,103]



Dimensions: mm [inches]



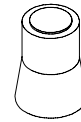
SPECIFICATIONS

Max. operating pressure:	350 bar (5000 psi)
Rated flow:	40 l/min (11 gpm)
Manifold:	Aluminium
Weight:	0,9 kg (1,98 lbs)
Contamination class to ISO 4406:	See technical spec.
MTF _d :	150 - 1200 years: See technical spec.

NOTES

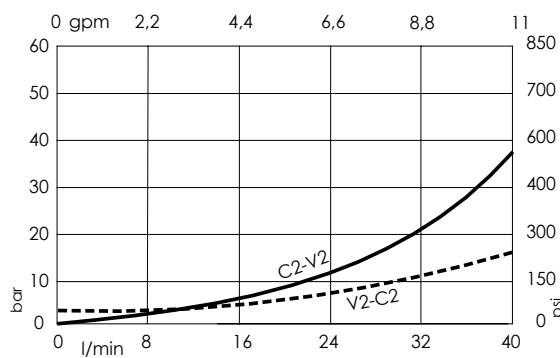
Setting: at least 1.3 times the load induced pressure.
For other configurations/quick codes not available in this catalogue page please consult factory

SEALING CAP



Ordering code:
AT000020

CURVES



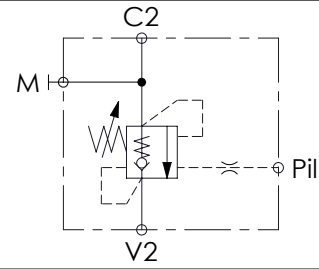
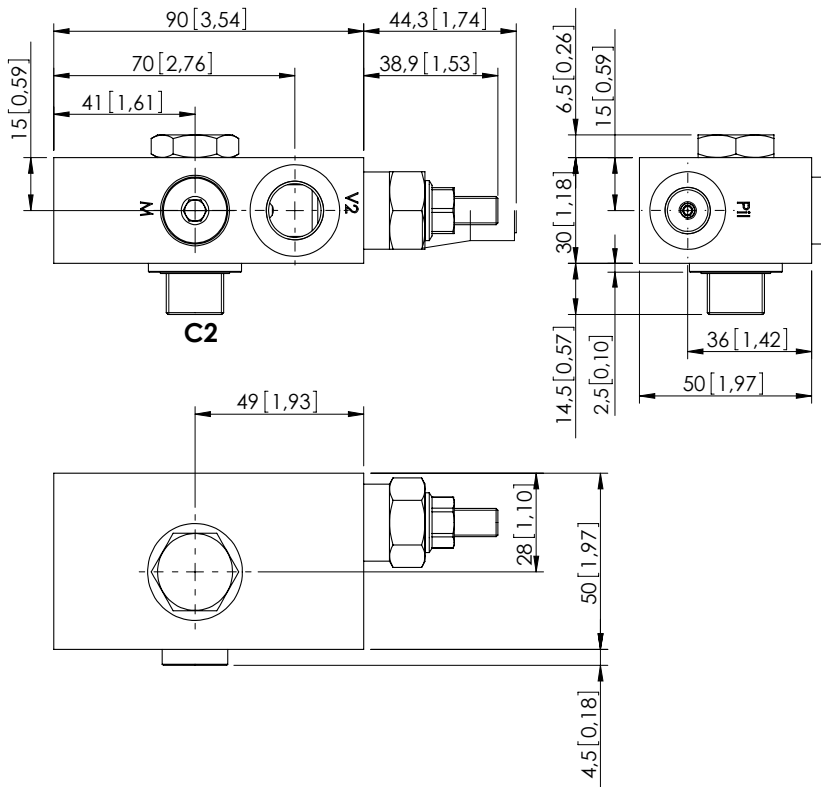
ORDERING CODES

Quick code	Description	Pilot ratio	Main ports size	Standard setting Q=5 l/min (1.3 gpm)	Adjustment range	Pressure increase
MB000525	MBSN-040-ZDNA-04-PTF-N350	4,1:1	C2,V2: Ø8 Pil: Ø5	350 bar (5000 psi)	100-350 bar (1400-5000 psi)	184 bar/turn (2700 psi/turn)
MB000526	MBSN-040-ZDNA-04-PTF-N200	4,1:1	C2,V2: Ø8 Pil: Ø5	200 bar (2900 psi)	60-210 bar (850-3000 psi)	83 bar/turn (1200 psi/turn)

OVERCENTRE VALVE

MBSN-040-APNR

SINGLE ACTING
BANJO MOUNTING



SPECIFICATIONS

Max. operating pressure:	350 bar (5000 psi)
Rated flow:	40 l/min (11 gpm)
Manifold:	Steel
Weight:	1,07 kg (2,36 lbs)
Contamination class to ISO 4406:	See technical spec.
MTF _d :	150 - 1200 years: See technical spec.

NOTES

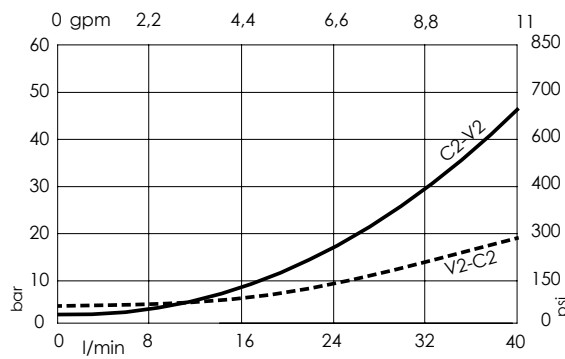
Setting: at least 1.3 times the load induced pressure.
For other configurations/quick codes not available in this catalogue page please consult factory

SEALING CAP



Ordering code:
AT000020

CURVES



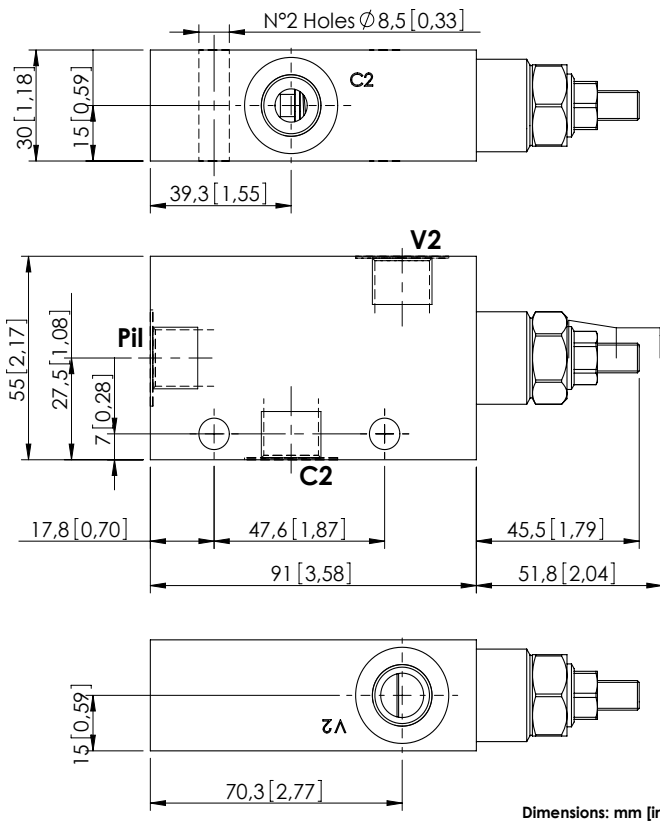
ORDERING CODES

Quick code	Description	Pilot ratio	Main ports size	Standard setting (Q=5 l/min)	Adjustment range	Pressure increase
MB000469	MBSN-040-APNR-04-G38-N350	4,1:1	C2,V2: G3/8" M,Pil: G1/4"	350 bar (5000 psi)	100-350 bar (1400-5000 psi)	184 bar/turn (2700 psi/turn)
MB000578	MBSN-040-APNR-04-G38-N200	4,1:1	C2,V2: G3/8" M,Pil: G1/4"	200 bar (2900 psi)	60-210 bar (850-3000 psi)	83 bar/turn (1200 psi/turn)
MB000840	MBSN-040-APNR-07-G38-N350	7,5:1	C2,V2: G3/8" M,Pil: G1/4"	350 bar (5000 psi)	100-350 bar (1400-5000 psi)	138 bar/turn (2000 psi/turn)

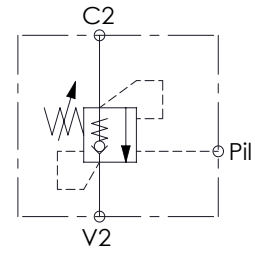
OVERCENTRE VALVE

MBSN-060-ALNR

SINGLE ACTING



Dimensions: mm [inches]



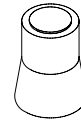
SPECIFICATIONS

Max. operating pressure:	350 bar (5000 psi)
Rated flow:	60 l/min (16 gpm)
Manifold:	Steel
Weight:	1.11 kg (2,43 lbs)
Contamination class to ISO 4406:	See technical spec.
MTF _d :	150 - 1200 years: See technical spec.

NOTES

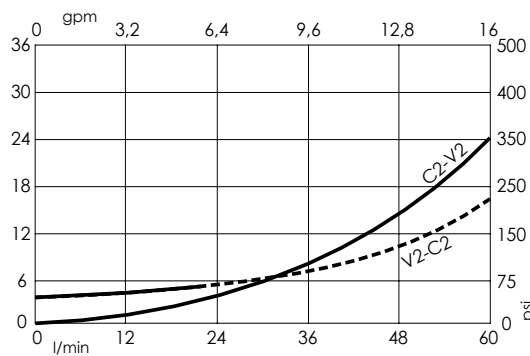
Setting: at least 1.3 times the load induced pressure.
For other configurations/quick codes not available in this catalogue page please consult factory

SEALING CAP



Ordering code:
AT000020

CURVES



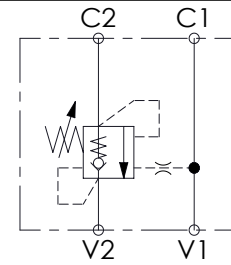
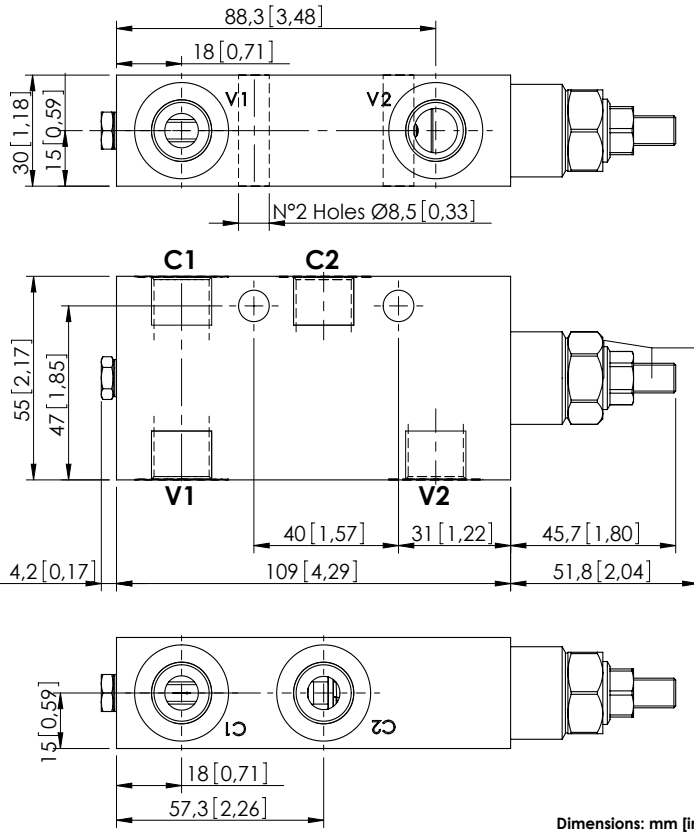
ORDERING CODES

Quick code	Description	Pilot ratio	Main ports size	Standard setting Q=5 l/min (1,3 gpm)	Adjustment range	Pressure increase
MB000002	MBSN-060-ALNR-04-G38-N350	4,2:1	V2, C2, Pil: G3/8"	350 bar (5000 psi)	100-350 bar (1400-5000 psi)	138 bar/turn (2000 psi/turn)
MB000054	MBSN-060-ALNR-04-G38-N200	4,2:1	V2, C2, Pil: G3/8"	200 bar (2900 psi)	60-210 bar (900-3000 psi)	62 bar/turn (900 psi/turn)

OVERCENTRE VALVE

MBSN-060-ALNE

SINGLE ACTING



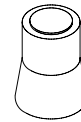
SPECIFICATIONS

Max. operating pressure:	350 bar (5000 psi)
Rated flow:	60 l/min (16 gpm)
Manifold:	Steel
Weight:	1.32 kg (2,91 lbs)
Contamination class to ISO 4406:	See technical spec.
MTTF:	150 - 1200 years: See technical spec.

NOTES

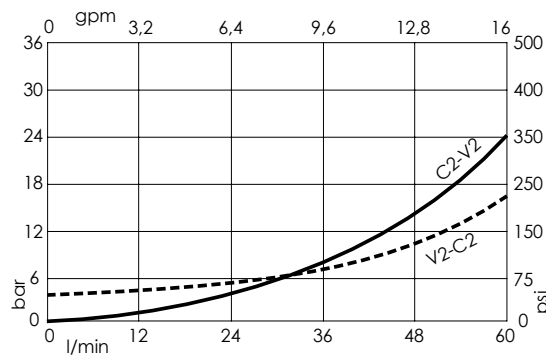
Setting: at least 1.3 times the load induced pressure.
 For other configurations/quick codes not available in this catalogue page please consult factory

SEALING CAP



Ordering code:
AT000020

CURVES



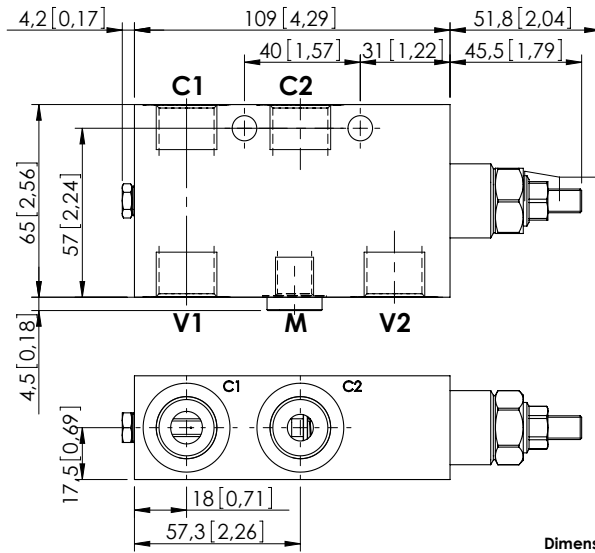
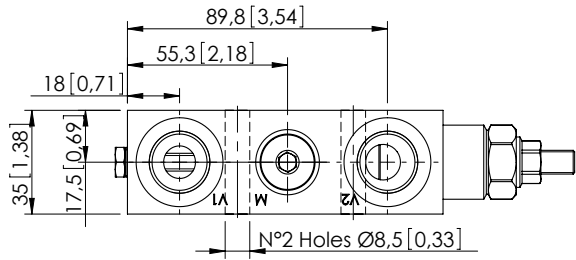
ORDERING CODES

Quick code	Description	Pilot ratio	Main ports size	Standard setting (Q=5 l/min)	Adjustment range	Pressure increase
MB000051	MBSN-060-ALNE-04-G38-N350	4,2:1	V1, V2: G3/8" C1, C2: G3/8"	350 bar (5000 psi)	100-350 bar (1400-5000 psi)	138 bar/turn (2000 psi/turn)
MB000179	MBSN-060-ALNE-04-G38-N200	4,2:1	V1, V2: G3/8" C1, C2: G3/8"	200 bar (2900 psi)	60-210 bar (850-3000 psi)	62 bar/turn (900 psi/turn)
MB000044	MBSN-060-ALNE-11-G38-N350	11:1	V1, V2: G3/8" C1, C2: G3/8"	350 bar (5000 psi)	100-350 bar (1400-5000 psi)	160 bar/turn (2300 psi/turn)

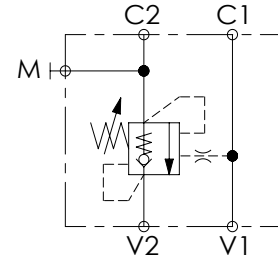
OVERCENTRE VALVE

MBSN-060-ALNE

SINGLE ACTING



Dimensions: mm [inches]



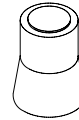
SPECIFICATIONS

Max. operating pressure:	350 bar (5000 psi)
Rated flow:	60 l/min (16 gpm)
Manifold:	Steel
Weight:	1.77 kg (3,9 lbs)
Contamination class to ISO 4406:	See technical spec.
MTF _d :	150 - 1200 years: See technical spec.

NOTES

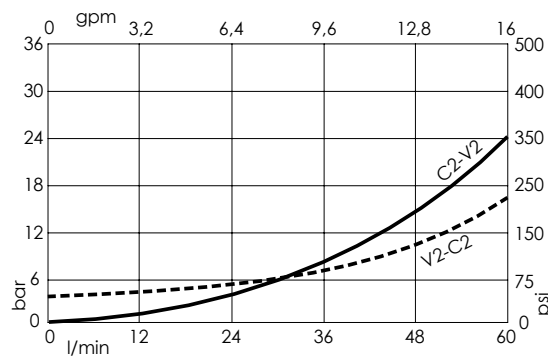
Setting: at least 1.3 times the load induced pressure.
For other configurations/quick codes not available in this catalogue page please consult factory

SEALING CAP



Ordering code:
AT000020

CURVES



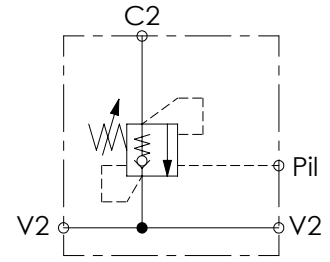
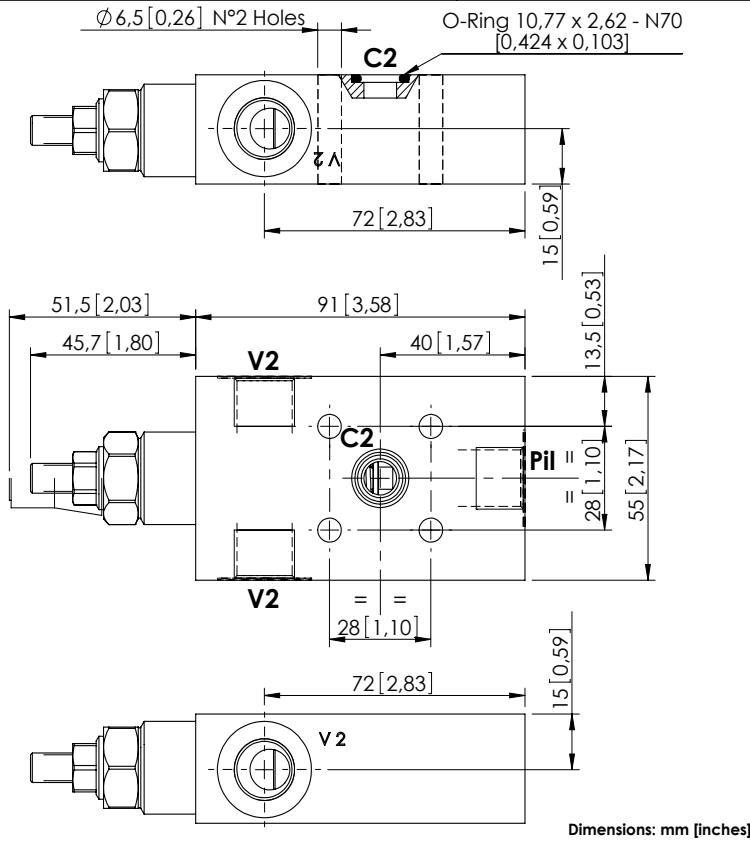
ORDERING CODES

Quick code	Description	Pilot ratio	Main ports size	Standard setting (Q=5 l/min)	Adjustment range	Pressure increase
MB000063	MBSN-060-ALNE-04-G12-N350	4,2:1	V1, V2: G1/2" M:G1/4" C1, C2: G1/2"	350 bar (5000 psi)	100-350 bar (1400-5000 psi)	138 bar/turn (2000 psi/turn)
MB000200	MBSN-060-ALNE-04-G12-N200	4,2:1	V1, V2: G1/2" M:G1/4" C1, C2: G1/2"	200 bar (2900 psi)	60-210 bar (850-3000 psi)	62 bar/turn (900 psi/turn)

OVERCENTRE VALVE

MBSN-060-AANR

SINGLE ACTING
ONE FLANGED PORT



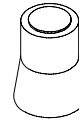
SPECIFICATIONS

Max. operating pressure:	350 bar (5000 psi)
Rated flow:	60 l/min (16 gpm)
Manifold:	Steel
Weight:	1,09 kg (2,4 lbs)
Contamination class to ISO 4406:	See technical spec.
MTF _d :	150 - 1200 years: See technical spec.

NOTES

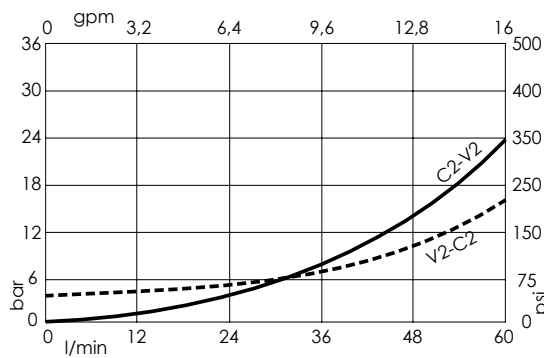
Setting: at least 1.3 times the load induced pressure.
For other configurations/quick codes not available in this catalogue page please consult factory

SEALING CAP



Ordering code:
AT000020

CURVES



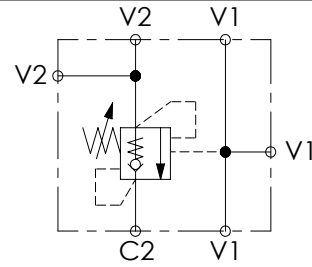
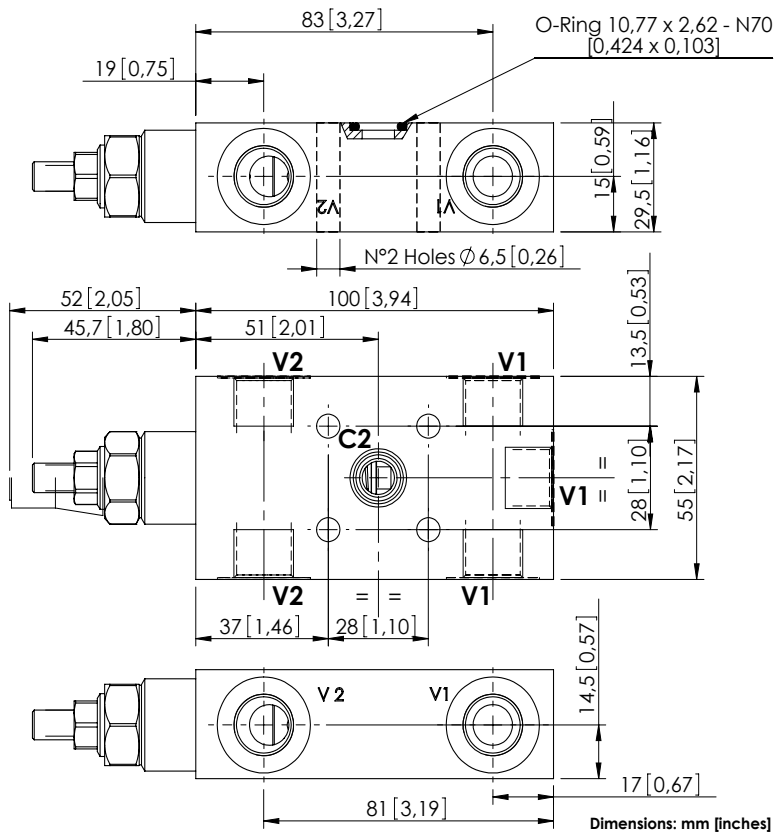
ORDERING CODES

Quick code	Description	Pilot ratio	Main ports size	Standard setting (Q=5 l/min)	Adjustment range	Pressure increase
MB000017	MBSN-060-AANR-04-G38-N350	4,2:1	V2, Pil: G3/8" C2 : Ø9	350 bar (5000 psi)	100-350 bar (1400-5000 psi)	138 bar/turn (2000 psi/turn)
MB000199	MBSN-060-AANR-04-G38-N200	4,2:1	V2, Pil: G3/8" C2 : Ø9	200 bar (2900 psi)	60-210 bar (850-3000 psi)	62 bar/turn (900 psi/turn)

OVERCENTRE VALVE

MBSN-060-AATV

SINGLE ACTING
ONE FLANGED PORT



SPECIFICATIONS

Max. operating pressure:	350 bar (5000 psi)
Rated flow:	60 l/min (16 gpm)
Manifold:	Steel
Weight:	1,14 kg (2,51 lbs)
Contamination class to ISO 4406:	See technical spec.
MTF _a :	150 - 1200 years: See technical spec.

NOTES

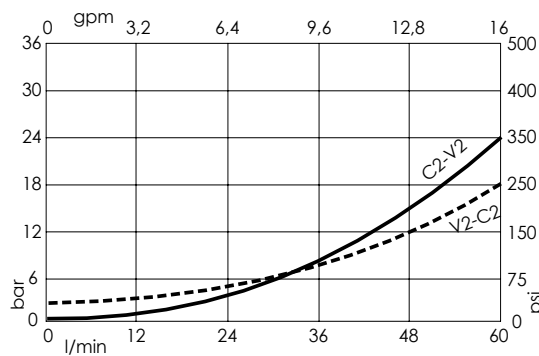
Setting: at least 1.3 times the load induced pressure.
For other configurations/quick codes not available in this catalogue page please consult factory

SEALING CAP



Ordering code:
AT000020

CURVES



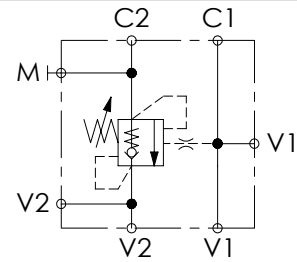
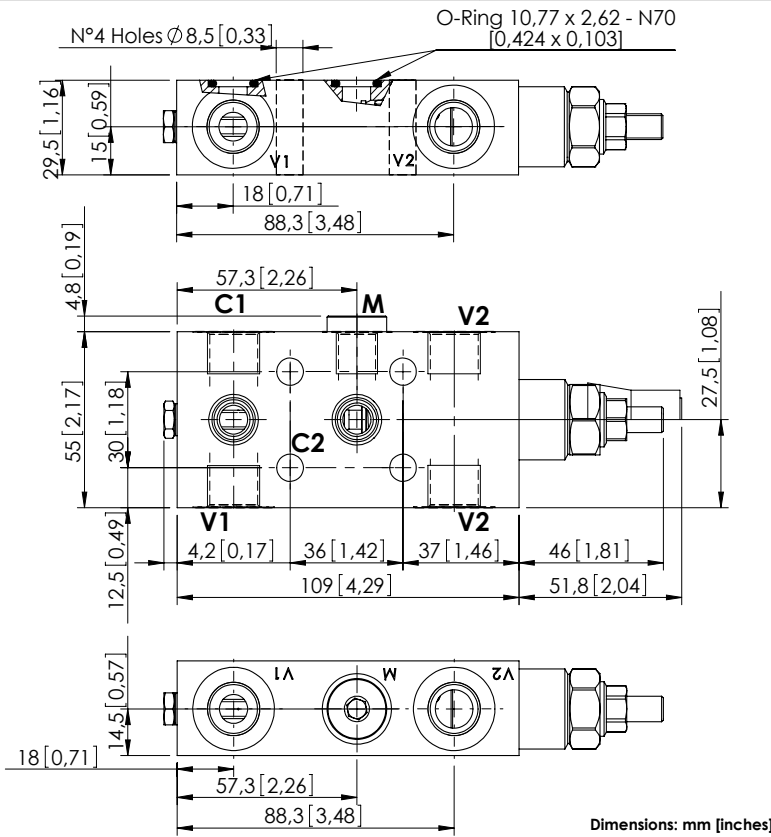
ORDERING CODES

Quick code	Description	Pilot ratio	Main ports size	Standard setting (Q=5 l/min)	Adjustment range	Pressure increase
MB000236	MBSN-060-AATV-04-G38-N350	4,2:1	V1,V2: G 3/8" C2: Ø 9	350 bar (5000 psi)	100-350 bar (1400-5000 psi)	138 bar/turn (2000 psi/turn)
MB000234	MBSN-060-AATV-04-G38-N200	4,2:1	V1,V2: G 3/8" C2: Ø 9	200 bar (2900 psi)	60-210 bar (850-3000 psi)	62 bar/turn (900 psi/turn)

OVERCENTRE VALVE

MBSN-060-ABNP

SINGLE ACTING
TWO FLANGED PORTS



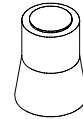
SPECIFICATIONS

Max. operating pressure:	350 bar (5000 psi)
Rated flow:	60 l/min (16 gpm)
Manifold:	Steel
Weight:	1,27 kg (2,8 lbs)
Contamination class to ISO 4406:	See technical spec.
MTF _a :	150 - 1200 years: See technical spec.

NOTES

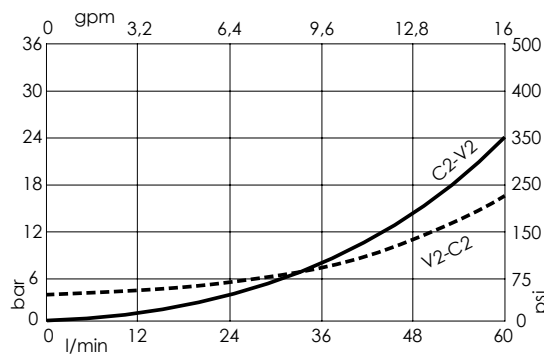
Setting: at least 1.3 times the load induced pressure.
For other configurations/quick codes not available in this catalogue page please consult factory

SEALING CAP



Ordering code:
AT000020

CURVES



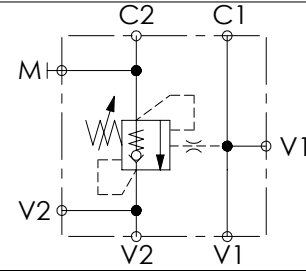
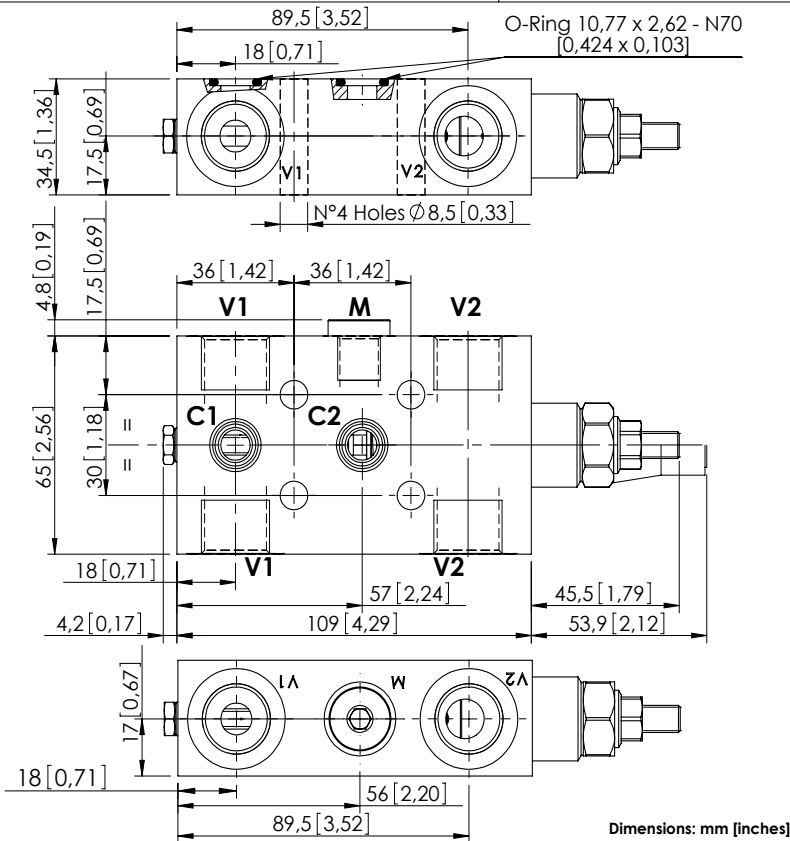
ORDERING CODES

Quick code	Description	Pilot ratio	Main ports size	Standard setting (Q=5 l/min)	Adjustment range	Pressure increase
MB000139	MBSN-060-ABNP-04-G38-N350	4.2:1	V1, V2: G3/8" M: G1/4" C1, C2: Ø 9	350 bar (5000 psi)	100-350 bar (1400-5000 psi)	138 bar/turn (2000 psi/turn)
MB000914	MBSN-060-ABNP-04-G38-N200	4.2:1	V1, V2: G3/8" M: G1/4" C1, C2: Ø 9	200 bar (2900 psi)	60-210 bar (850-3000 psi)	62 bar/turn (900 psi/turn)

OVERCENTRE VALVE

MBSN-060-ABNP

SINGLE ACTING
TWO FLANGED PORTS



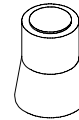
SPECIFICATIONS

Max. operating pressure:	350 bar (5000 psi)
Rated flow:	60 l/min (16 gpm)
Manifold:	Steel
Weight:	1,69 kg (3,73 lbs)
Contamination class to ISO 4406:	See technical spec.
MTF _a :	150 - 1200 years: See technical spec.

NOTES

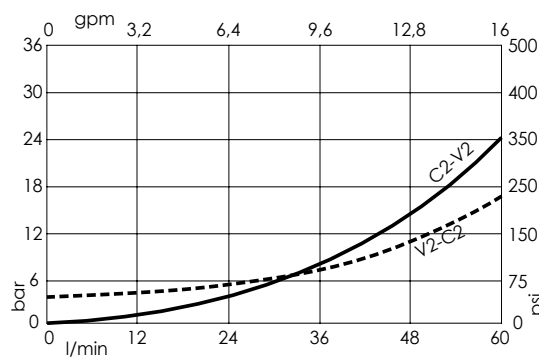
Setting: at least 1.3 times the load induced pressure.
For other configurations/quick codes not available in this catalogue page please consult factory

SEALING CAP



Ordering code:
AT000020

CURVES



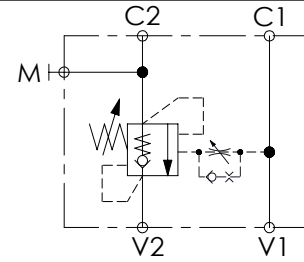
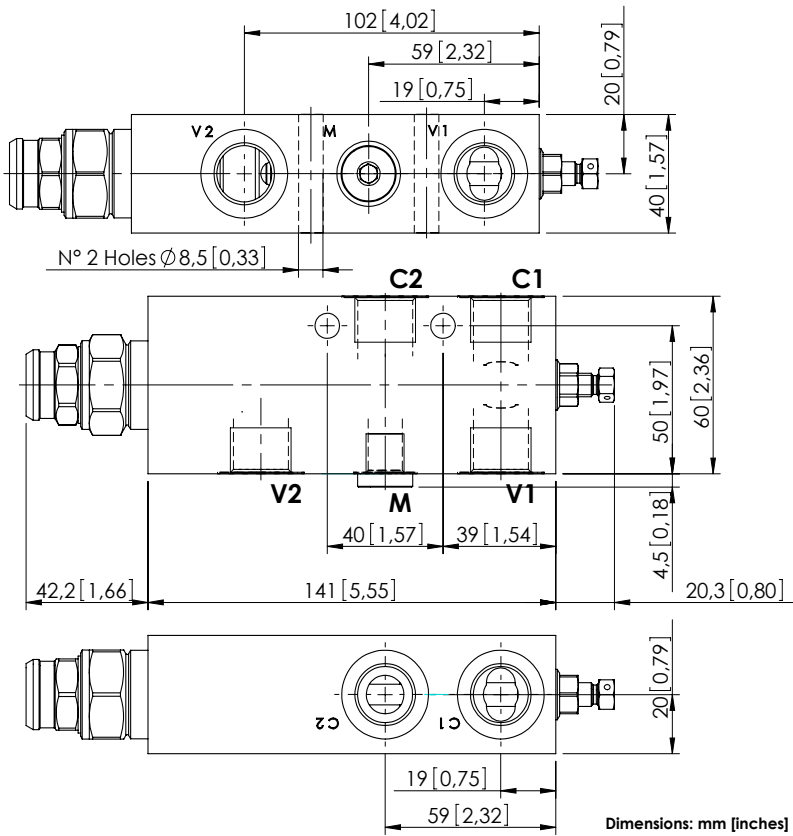
ORDERING CODES

Quick code	Description	Pilot ratio	Main ports size	Standard setting (Q=5 l/min)	Adjustment range	Pressure increase
MB000140	MBSN-060-ABNP-04-G12-N350	4,2:1	V1, V2 : G1/2" M: G1/4" C1, C2 : Ø9	350 bar (5000 psi)	100-350 bar (1400-5000 psi)	138 bar/turn (2000 psi/turn)

OVERCENTRE VALVE

MBSN-150-ALNV

SINGLE ACTING



SPECIFICATIONS

Max. operating pressure:	350 bar (5000 psi)
Rated flow:	150 l/min (40 gpm)
Manifold:	Steel
Weight:	2,49 kg (5,49 lbs)
Contamination class to ISO 4406:	See technical spec.
MTF _d :	150 - 1200 years: See technical spec.

NOTES

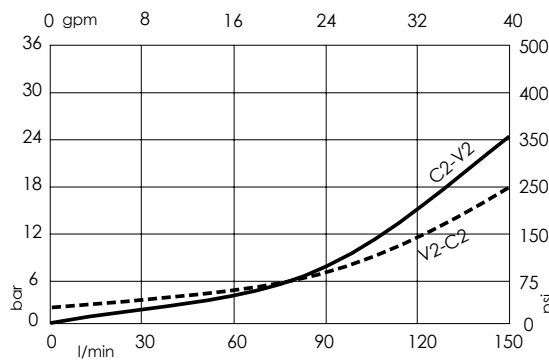
Setting: at least 1.3 times the load induced pressure.
 For other configurations/quick codes not available in this catalogue page please consult factory

SEALING CAP



Ordering code:
ST000012

CURVES



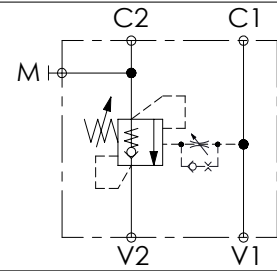
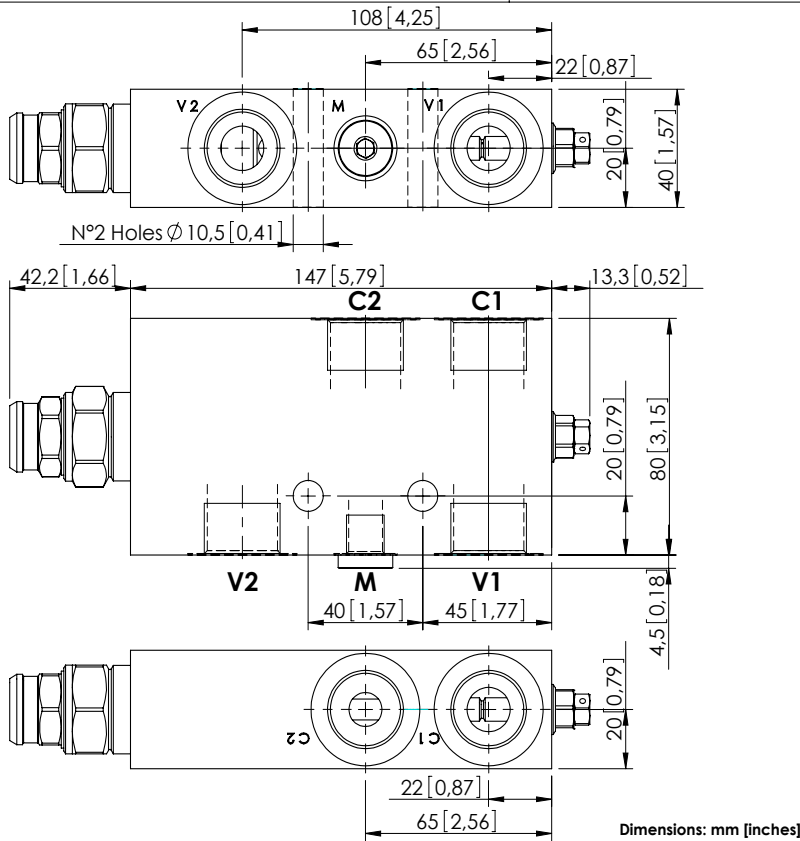
ORDERING CODES

Quick code	Description	Pilot ratio	Main ports size	Standard setting (Q=5 l/min)	Adjustment range	Pressure increase
MB000047	MBSN-150-ALNV-04-G12-N350	4:1	V1, V2: G 1/2" M: G 1/4" C1, C2: G 1/2"	350 bar (5000 psi)	100-350 bar (1400-5000 psi)	104 bar/turn (1500 psi/turn)

OVERCENTRE VALVE

MBSN-150-ALNV

SINGLE ACTING



SPECIFICATIONS

Max. operating pressure:	350 bar (5000 psi)
Rated flow:	150 l/min (40 gpm)
Manifold:	Steel
Weight:	3,27 kg (7,17 lbs)
Contamination class to ISO 4406:	See technical spec.
MTF _d :	150 - 1200 years: See technical spec.

NOTES

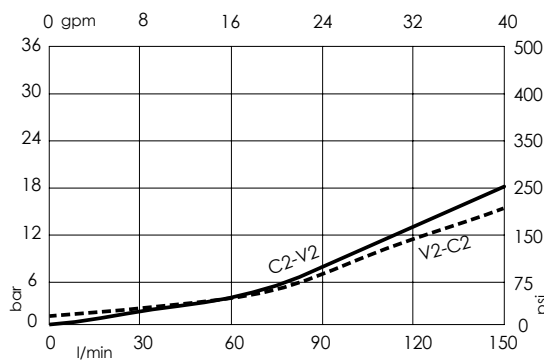
Setting: at least 1.3 times the load induced pressure.
 For other configurations/quick codes not available in this catalogue page please consult factory

SEALING CAP



Ordering code:
ST000012

CURVES



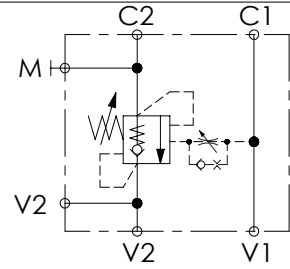
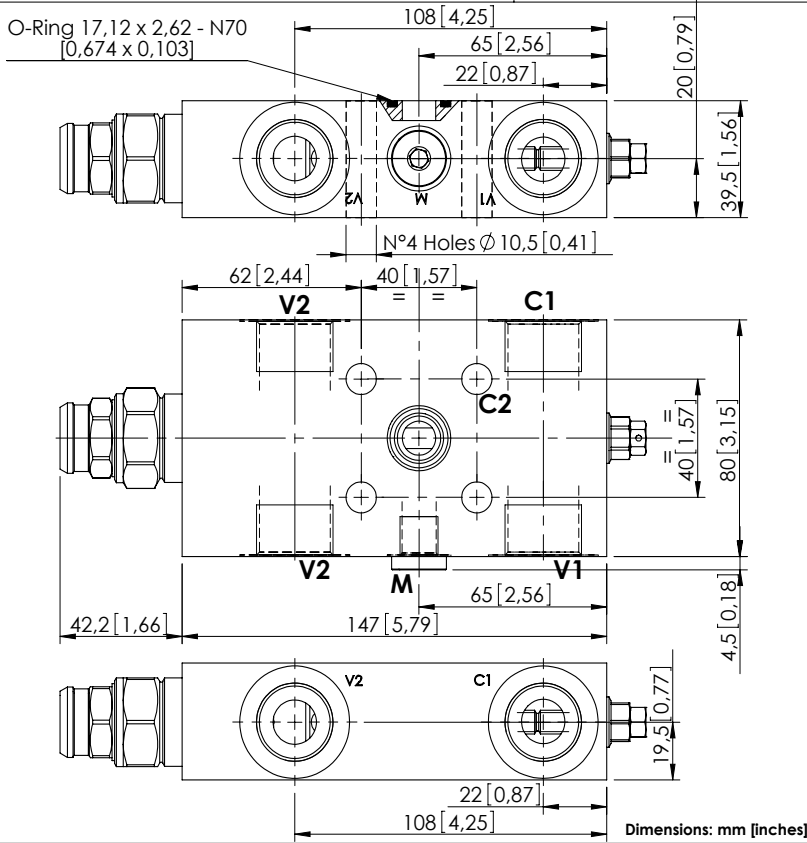
ORDERING CODES

Quick code	Description	Pilot ratio	Main ports size	Standard setting (Q=5 l/min)	Adjustment range	Pressure increase
MB000215	MBSN-150-ALNV-04-G34-N350	4:1	V1, V2: G3/4" M:G1/4" C1, C2: G3/4"	350 bar (5000 psi)	100-350 bar (1400-5000 psi)	104 bar/turn (1500 psi/turn)

OVERCENTRE VALVE

MBSN-150-AANV

SINGLE ACTING
ONE FLANGED PORT



SPECIFICATIONS

Max. operating pressure:	350 bar (5000 psi)
Rated flow:	150 l/min (40 gpm)
Manifold:	Steel
Weight:	3,16 kg (6,92 lbs)
Contamination class to ISO 4406:	See technical spec.
MTF _d :	150 - 1200 years: See technical spec.

NOTES

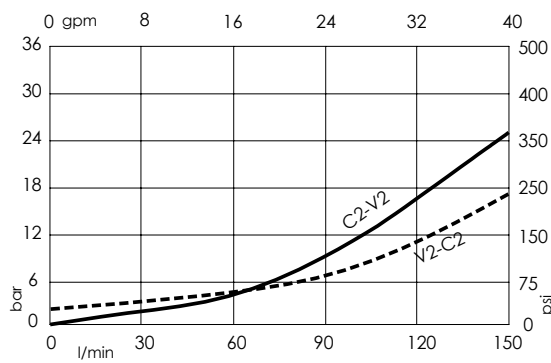
Setting: at least 1.3 times the load induced pressure.
For other configurations/quick codes not available in this catalogue page please consult factory

SEALING CAP



Ordering code:
ST000012

CURVES



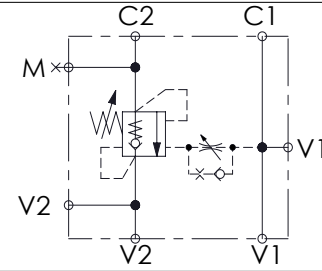
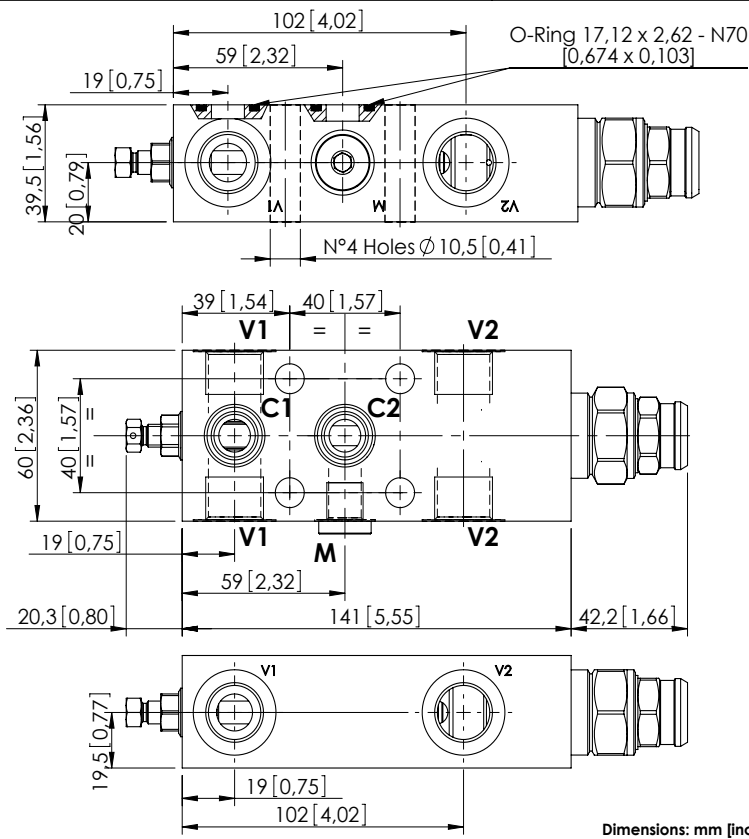
ORDERING CODES

Quick code	Description	Pilot ratio	Main ports size	Standard setting (Q=5 l/min)	Adjustment range	Pressure increase
MB000426	MBSN-150-AANV-04-G34-N350	4:1	V1, V2, C1: G3/4" M: G1/4"; C2: \varnothing 11.5	350 bar (5000 psi)	100-350 bar (1400-5000 psi)	104 bar/turn (1500 psi/turn)

OVERCENTRE VALVE

MBSN-150-ABNV

SINGLE ACTING
TWO FLANGED PORTS



SPECIFICATIONS

Max. operating pressure:	350 bar (5000 psi)
Rated flow:	150 l/min (40 gpm)
Manifold:	Steel
Weight:	2.41 kg (5,23 lbs)
Contamination class to ISO 4406:	See technical spec.
MTF _d :	150 - 1200 years: See technical spec.

NOTES

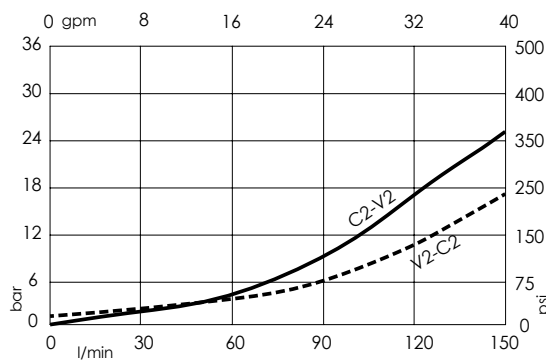
Setting: at least 1.3 times the load induced pressure.
For other configurations/quick codes not available in this catalogue page please consult factory

SEALING CAP



Ordering code:
ST000012

CURVES



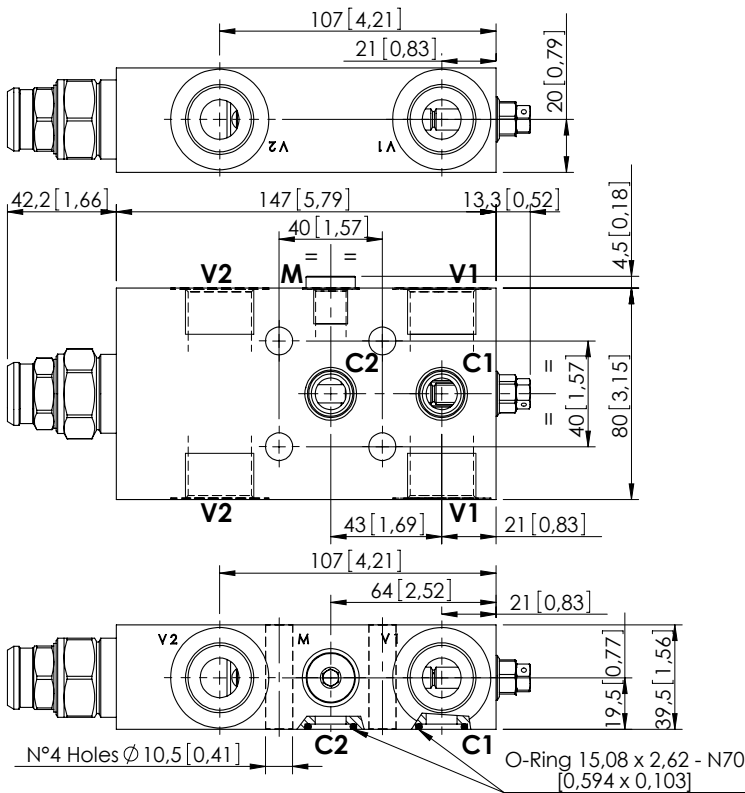
ORDERING CODES

Quick code	Description	Pilot ratio	Main ports size	Standard setting (Q=5 l/min)	Adjustment range	Pressure increase
MB000156	MBSN-150-ABNV-04-G12-N350	4:1	V1, V2: G1/2" M:G1/4" C1, C2: Ø11.5	350 bar (5000 psi)	100-350 bar (1400-5000 psi)	104 bar/turn (1500 psi/turn)
MB000883	MBSN-150-ABNV-08-G12-N350	8:1	V1, V2: G1/2" M:G1/4" C1, C2: Ø11.5	350 bar (5000 psi)	100-350 bar (1400-5000 psi)	84 bar/turn (1200 psi/turn)

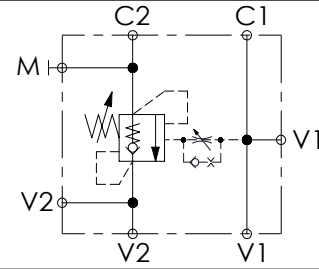
OVERCENTRE VALVE

MBSN-150-ABNV

SINGLE ACTING
TWO FLANGED PORTS



Dimensions: mm [inches]



SPECIFICATIONS

Max. operating pressure:	350 bar (5000 psi)
Rated flow:	150 l/min (40 gpm)
Manifold:	Steel
Weight:	3,17 kg (6,9 lbs)
Contamination class to ISO 4406:	See technical spec.
MTF _d :	150 - 1200 years: See technical spec.

NOTES

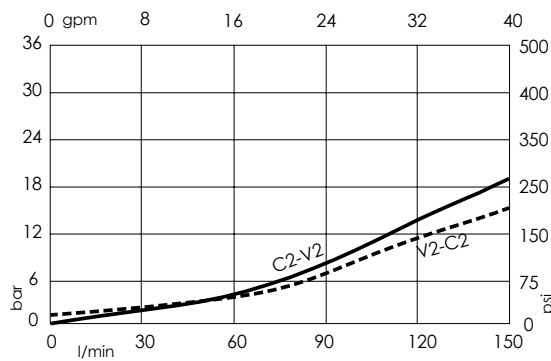
Setting: at least 1.3 times the load induced pressure.
For other configurations/quick codes not available in this catalogue page please consult factory

SEALING CAP



Ordering code:
ST000012

CURVES



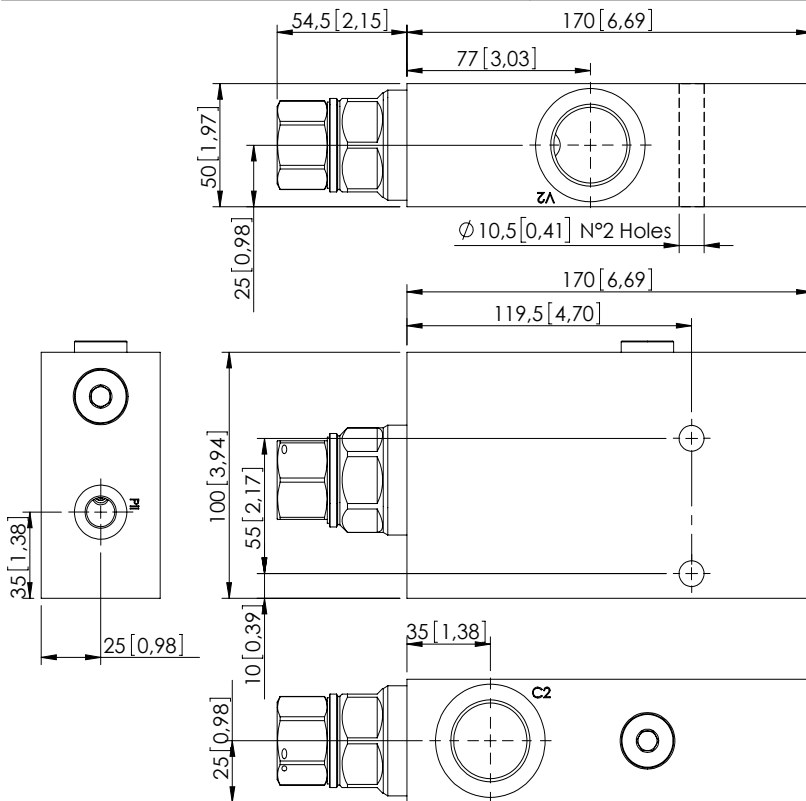
ORDERING CODES

Quick code	Description	Pilot ratio	Main ports size	Standard setting (Q=5 l/min)	Adjustment range	Pressure increase
MB000216	MBSN-150-ABNV-04-G34-N350	4:1	V1, V2: G3/4" M: G1/4" C1, C2: Ø12	350 bar (5000 psi)	100-350 bar (1400-5000 psi)	104 bar/turn (1500 psi/turn)

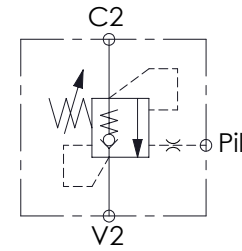
OVERCENTRE VALVE

MBSN-300-ZLNP

SINGLE ACTING
IN LINE PORTS



Dimensions: mm [inches]



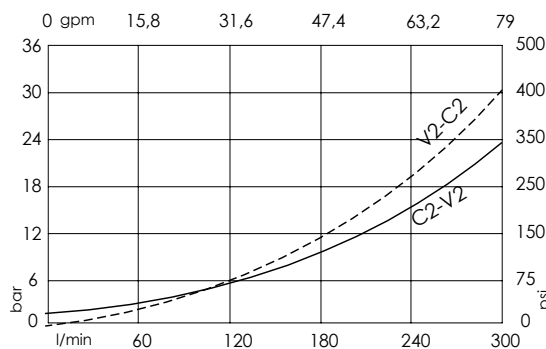
SPECIFICATIONS

Max. operating pressure:	350 bar (5000 psi)
Rated flow:	300 l/min (79 gpm)
Weight:	2,61 kg (5,09 lbs)
Contamination class to ISO 4406:	See technical spec.
MTF _d :	150 - 1200 years: See technical spec.

NOTES

Setting: at least 1.3 times the load induced pressure.
For other configurations/quick codes not available in this catalogue page please consult factory

CURVES



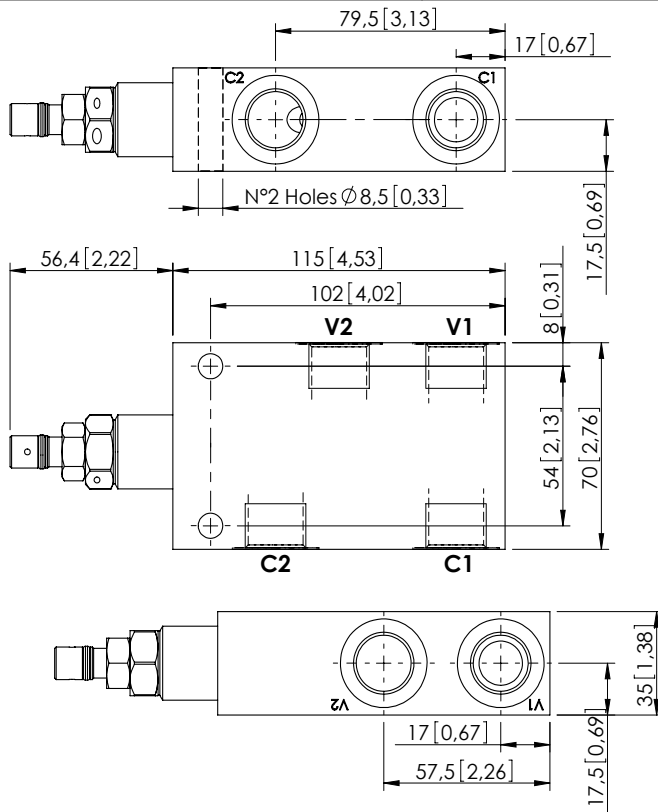
ORDERING CODES

Quick code	Description	Pilot ratio	Manifold material	Main ports size	Standard setting (Q=5 l/min)	Adjustment range	Pressure increase
MB000720	MBSN-300-ZLNP-04-G10-N350	4:1	Aluminium	C2,V2: G 1" Pil: G 1/4"	350 bar (5000 psi)	100-350 bar (1400-5000 psi)	75 bar/turn (1100 psi/turn)
MB000834	MBSN-300-ALNP-04-G10-N350	4:1	Steel	C2,V2: G 1" Pil: G 1/4"	350 bar (5000 psi)	100-350 bar (1400-5000 psi)	75 bar/turn (1100 psi/turn)
MB000836	MBSN-300-ALNP-04-G10-N200	4:1	Steel	C2,V2: G 1" Pil: G 1/4"	200 bar (2900 psi)	60-210 bar (850-3000 psi)	46 bar/turn (650 psi/turn)

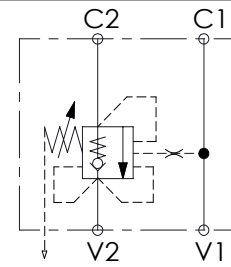
OVERCENTRE VALVE

MBSP-060-ZLSE

SINGLE ACTING
RELIEF COMPENSATED



Dimensions: mm [inches]



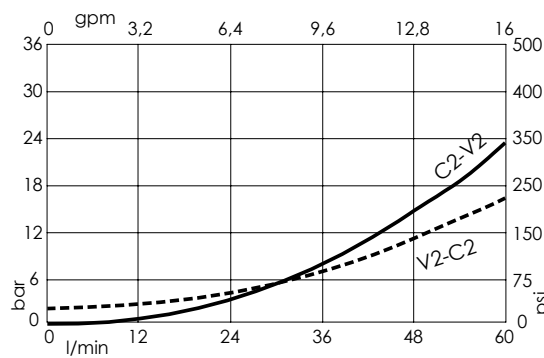
SPECIFICATIONS

Max. operating pressure:	350 bar (5000 psi)
Rated flow:	60 l/min (16 gpm)
Manifold:	Aluminium
Weight:	0,8 kg (1,76 lbs)
Contamination class to ISO 4406:	See technical spec.
MTTF _d :	150 - 1200 years: See technical spec.

NOTES

Setting: at least 1.3 times the load induced pressure.
For other configurations/quick codes not available in this catalogue page please consult factory

CURVES



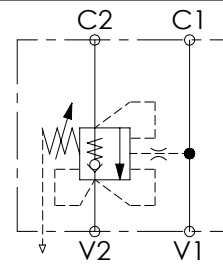
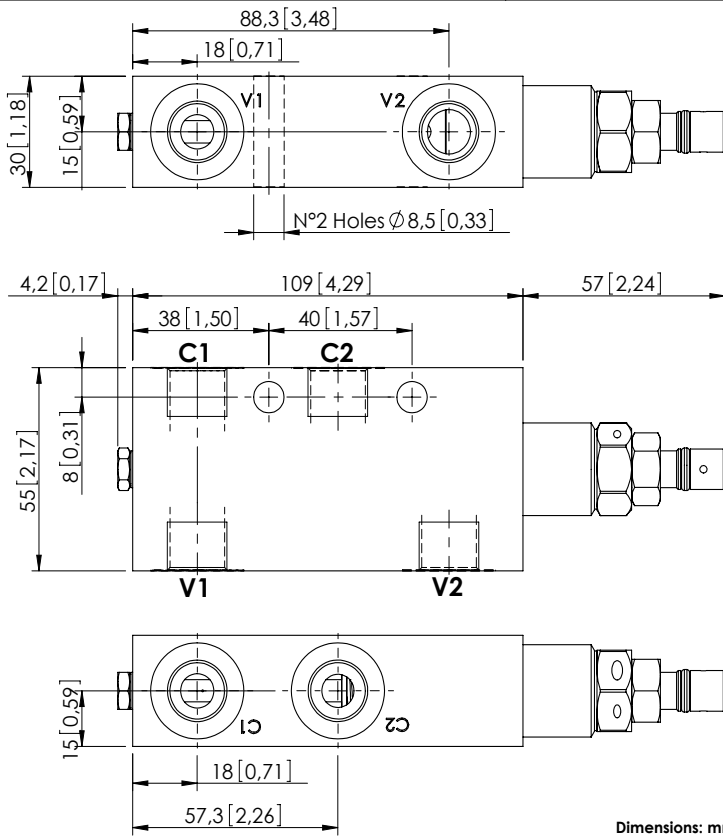
ORDERING CODES

Quick code	Description	Pilot ratio	Main ports size	Standard setting (Q=5 l/min)	Adjustment range	Pressure increase
MB000722	MBSP-060-ZLSE-04-G12-N350	4,2:1	V1, V2: G1/2" C1, C2: G1/2"	350 bar (5000 psi)	100-350 bar (1400-5000 psi)	138 bar/turn (2000 psi/turn)

OVERCENTRE VALVE

MBSP-060-ALNP

SINGLE ACTING
RELIEF COMPENSATED



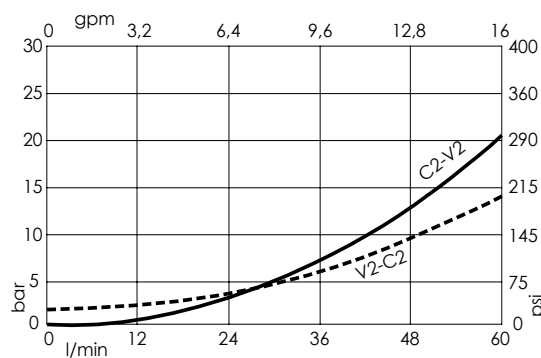
SPECIFICATIONS

Max. operating pressure:	350 bar (5000 psi)
Rated flow:	60 l/min (16 gpm)
Manifold:	Steel
Weight:	1,35 kg (2,98 lbs)
Contamination class to ISO 4406:	See technical spec.
MTF _d :	150 - 1200 years: See technical spec.

NOTES

Setting: at least 1.3 times the load induced pressure.
For other configurations/quick codes not available in this catalogue page please consult factory

CURVES



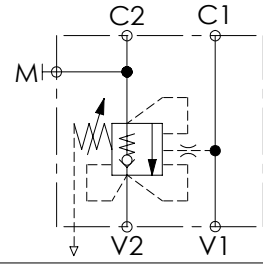
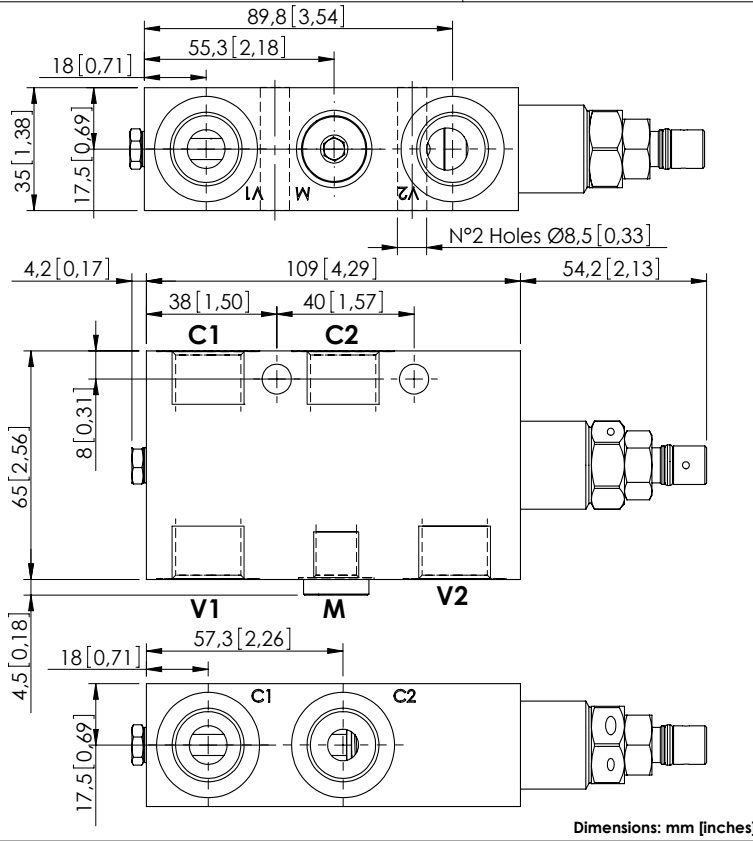
ORDERING CODES

Quick code	Description	Pilot ratio	Main ports size	Standard setting (Q=5 l/min)	Adjustment range	Pressure increase
MB000209	MBSP-060-ALNP-04-G38-N350	4,2:1	V1, V2: G3/8" C1, C2: G3/8"	350 bar (5000 psi)	100-350 bar (1400-5000 psi)	166 bar/turn (2400 psi/turn)
MB000896	MBSP-060-ALNP-04-G38-N200	4,2:1	V1, V2: G3/8" C1, C2: G3/8"	200 bar (2900 psi)	60-210 bar (850-3000 psi)	75 bar/turn (1100 psi/turn)

OVERCENTRE VALVE

MBSP-060-ALNE

SINGLE ACTING
RELIEF COMPENSATED



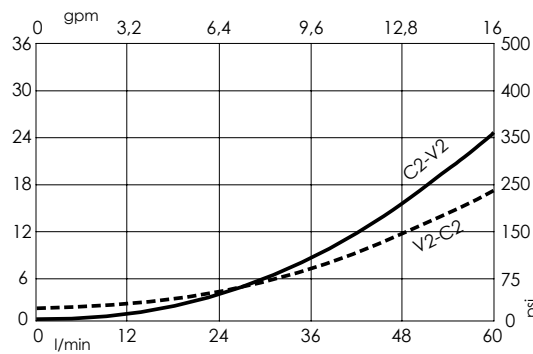
SPECIFICATIONS

Max. operating pressure:	350 bar (5000 psi)
Rated flow:	60 l/min (16 gpm)
Manifold:	Steel
Weight:	1,8 kg (3,97 lbs)
Contamination class to ISO 4406:	See technical spec.
MTF _a :	150 - 1200 years: See technical spec.

NOTES

Setting: at least 1.3 times the load induced pressure.
For other configurations/quick codes not available in this catalogue page please consult factory

CURVES



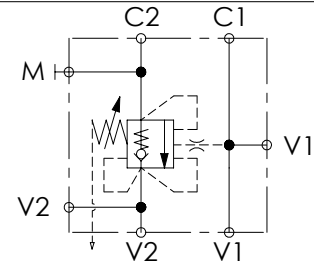
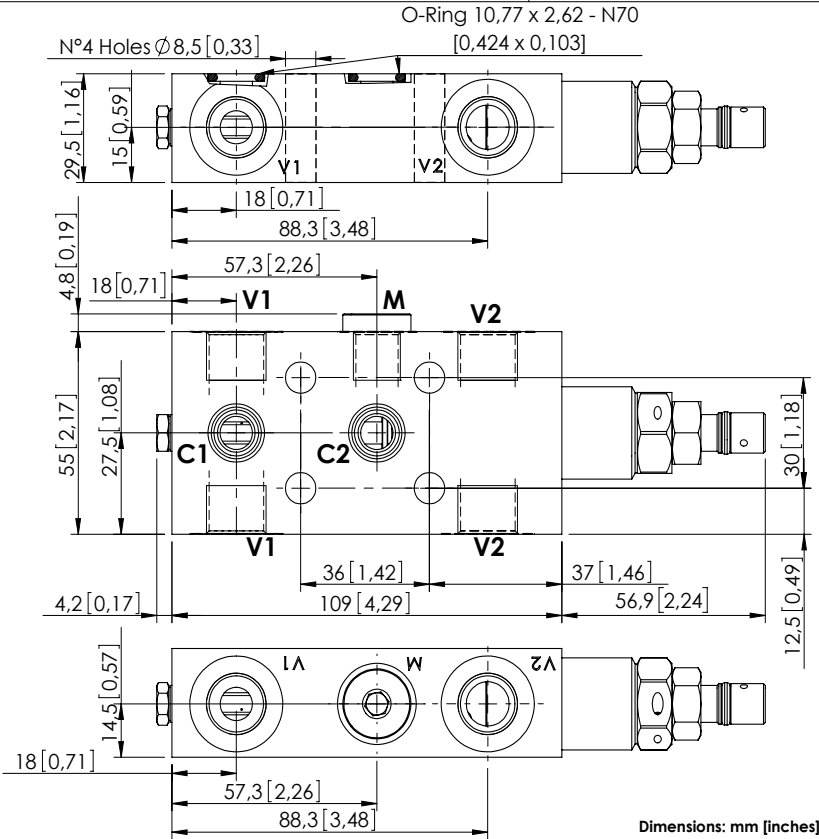
ORDERING CODES

Quick code	Description	Pilot ratio	Main ports size	Standard setting (Q=5 l/min)	Adjustment range	Pressure increase
MB000197	MBSP-060-ALNE-04-G12-N350	4,2:1	V1,V2,C1,C2: G1/2" M: G1/4"	350 bar (5000 psi)	100-350 bar (1400-5000 psi)	139 bar/turn (2000 psi/turn)

OVERCENTRE VALVE

MBSP-060-ABNE

SINGLE ACTING
TWO FLANGED PORTS
RELIEF COMPENSATED



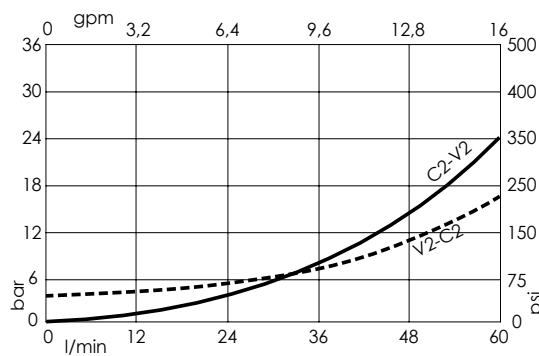
SPECIFICATIONS

Max. operating pressure:	350 bar (5000 psi)
Rated flow:	60 l/min (16 gpm)
Manifold:	Steel
Weight:	1,3 kg (2,84 lbs)
Contamination class to ISO 4406:	See technical spec.
MTF _d :	150 - 1200 years: See technical spec.

NOTES

Setting: at least 1.3 times the load induced pressure.
For other configurations/quick codes not available in this catalogue page please consult factory

CURVES



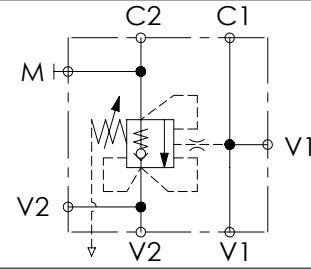
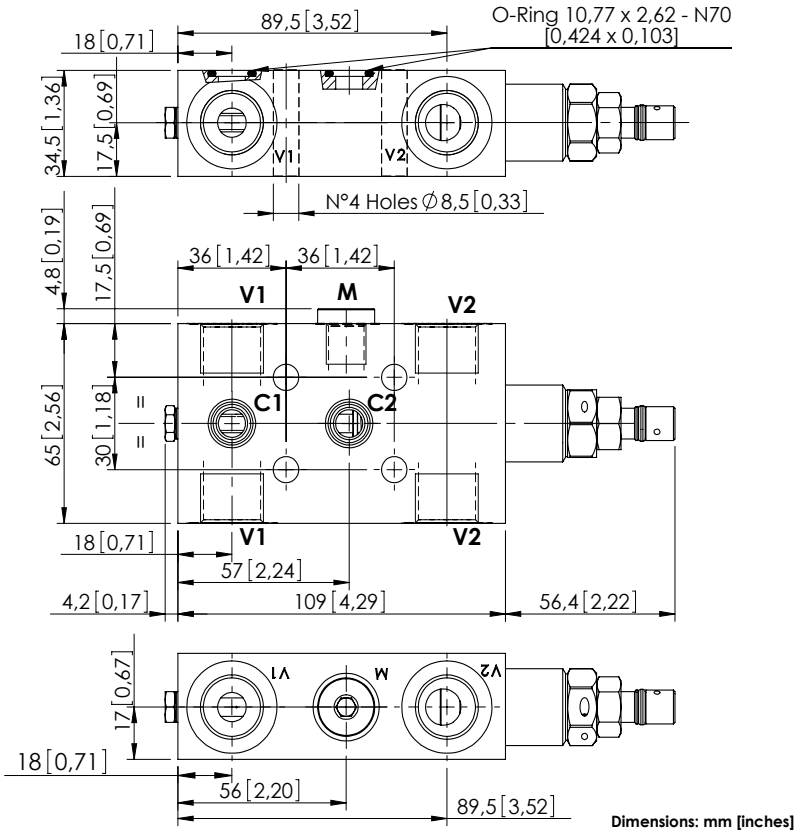
ORDERING CODES

Quick code	Description	Pilot ratio	Main ports size	Standard setting Q=5 l/min (1,3 gpm)	Adjustment range	Pressure increase
MB000473	MBSP-060-ABNE-04-G38-N350	4,2:1	V1, V2: G3/8" M:G1/4" C1, C2: \varnothing 9	350 bar (5000 psi)	100-350 bar (1400-5000 psi)	166 bar/turn (2400 psi/turn)
MB001018	MBSP-060-ABNE-04-G38-N200	4,2:1	V1, V2: G3/8" M:G1/4" C1, C2: \varnothing 9	200 bar (2900 psi)	60-210 bar (850-3000 psi)	75 bar/turn (1100 psi/turn)

OVERCENTRE VALVE

MBSP-060-ABNP

SINGLE ACTING
TWO FLANGED PORTS
RELIEF COMPENSATED



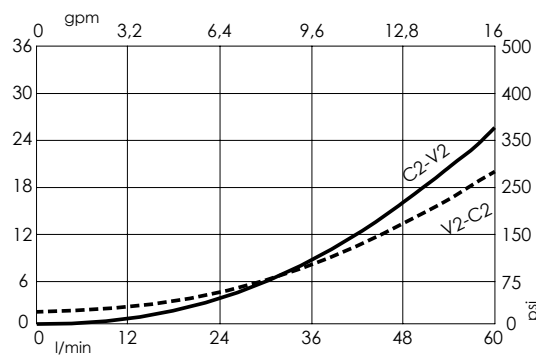
SPECIFICATIONS

Max. operating pressure:	350 bar (5000 psi)
Rated flow:	60 l/min (16 gpm)
Manifold:	Steel
Weight:	1,72 kg (3,79 lbs)
Contamination class to ISO 4406:	See technical spec.
MTF _a :	150 - 1200 years: See technical spec.

NOTES

Setting: at least 1.3 times the load induced pressure.
For other configurations/quick codes not available in this catalogue page please consult factory

CURVES



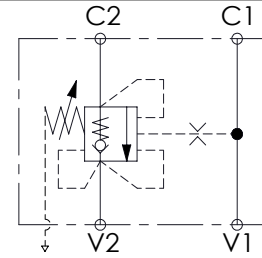
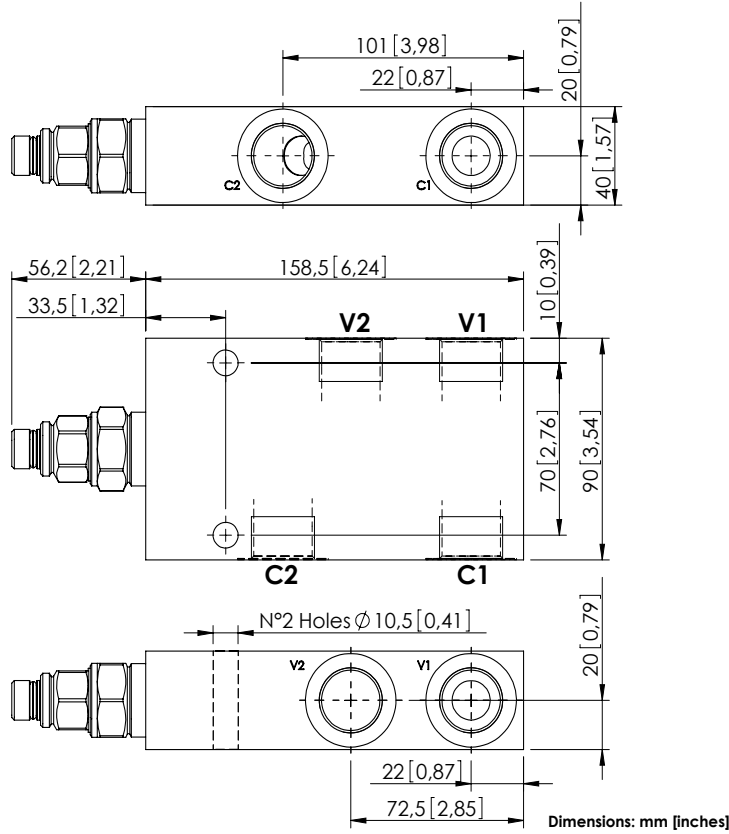
ORDERING CODES

Quick code	Description	Pilot ratio	Main ports size	Standard setting (Q=5 l/min)	Adjustment range	Pressure increase
MB000335	MBSP-060-ABNP-04-G12-N350	4,2:1	V1, V2 : G1/2" M: G1/4" C1, C2 : Ø9	350 bar (5000 psi)	100-350 bar (1400-5000 psi)	138 bar/turn (2000 psi/turn)

OVERCENTRE VALVE

MBSP-150-ZLSE

SINGLE ACTING
RELIEF COMPENSATED



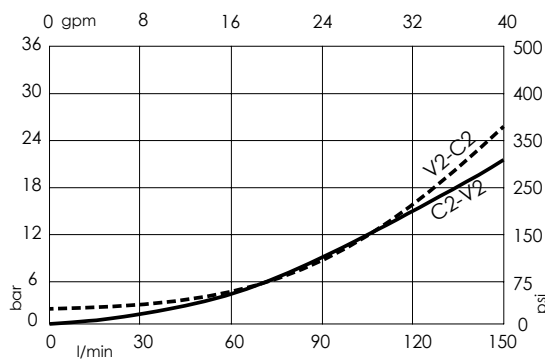
SPECIFICATIONS

Max. operating pressure:	350 bar (5000 psi)
Rated flow:	150 l/min (40 gpm)
Weight:	Aluminium: 1,6 kg (3,53 lbs) Steel: 3,9 kg (8,6 lbs)
Contamination class to ISO 4406:	See technical spec.
MTF _d :	150 - 1200 years: See technical spec.

NOTES

Setting: at least 1.3 times the load induced pressure.
For other configurations/quick codes not available in this catalogue page please consult factory

CURVES



ORDERING CODES

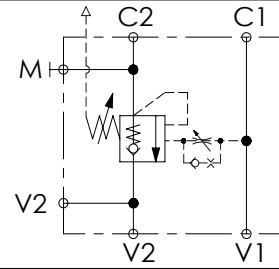
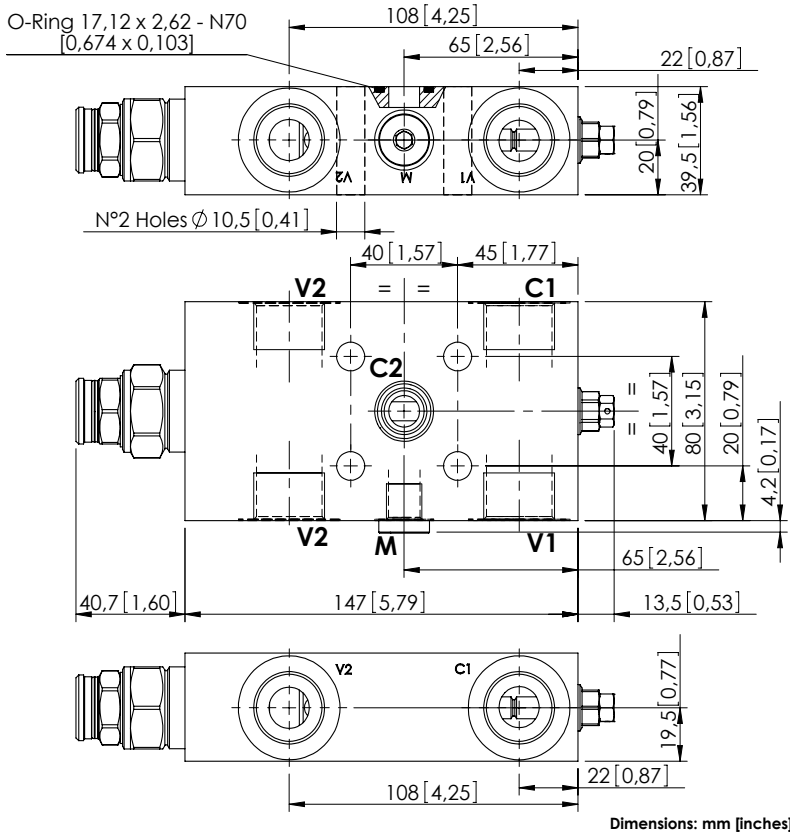
Quick code	Description	Pilot ratio	Manifold material	Main ports size	Standard setting (Q=5 l/min)	Adjustment range	Pressure increase
MB000500	MBSP-150-ZLSE-08-G34-N350	8:1	Aluminium	V1, V2: G3/4" C1, C2: G3/4"	350 bar (5000 psi)	100-350 bar (1400-5000 psi)	83 bar/turn (1200 psi/turn)
MB000501	MBSP-150-ZLSE-08-G34-N200	8:1	Aluminium	V1, V2: G3/4" C1, C2: G3/4"	200 bar (2900 psi)	60-210 bar (850-3000 psi)	47 bar/turn (700 psi/turn)
MB000502	MBSP-150-ALDE-08-G34-N350	8:1	Steel	V1, V2: G3/4" C1, C2: G3/4"	350 bar (5000 psi)	100-350 bar (1400-5000 psi)	83 bar/turn (1200 psi/turn)
MB000503	MBSP-150-ALDE-08-G34-N200	8:1	Steel	V1, V2: G3/4" C1, C2: G3/4"	200 bar (2900 psi)	60-210 bar (850-3000 psi)	47 bar/turn (700 psi/turn)
MB000504	MBSP-150-ZLSE-04-G34-N350	4:1	Aluminium	V1, V2: G3/4" C1, C2: G3/4"	350 bar (5000 psi)	100-350 bar (1400-5000 psi)	104 bar/turn (1500 psi/turn)
MB000505	MBSP-150-ZLSE-04-G34-N200	4:1	Aluminium	V1, V2: G3/4" C1, C2: G3/4"	200 bar (2900 psi)	60-210 bar (850-3000 psi)	56 bar/turn (800 psi/turn)
MB000506	MBSP-150-ALDE-04-G34-N350	4:1	Steel	V1, V2: G3/4" C1, C2: G3/4"	350 bar (5000 psi)	100-350 bar (1400-5000 psi)	104 bar/turn (1500 psi/turn)
MB000507	MBSP-150-ALDE-04-G34-N200	4:1	Steel	V1, V2: G3/4" C1, C2: G3/4"	200 bar (2900 psi)	60-210 bar (850-3000 psi)	56 bar/turn (800 psi/turn)

Revision A1

OVERCENTRE VALVE

MBST-150-AANV

SINGLE ACTING
ONE FLANGED PORT
FULLY COMPENSATED



SPECIFICATIONS

Max. operating pressure:	350 bar (5000 psi)
Rated flow:	150 l/min (40 gpm)
Manifold:	Steel
Weight:	3.16 kg (6,97 lbs)
Contamination class to ISO 4406:	See technical spec.
MTF _d :	150 - 1200 years: See technical spec.

NOTES

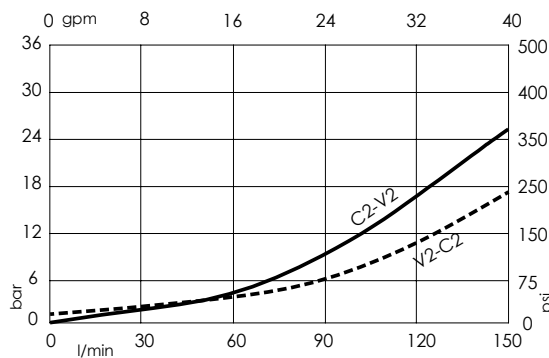
Setting: at least 1.3 times the load induced pressure.
For other configurations/quick codes not available in this catalogue page please consult factory

SEALING CAP



Ordering code:
ST000012

CURVES



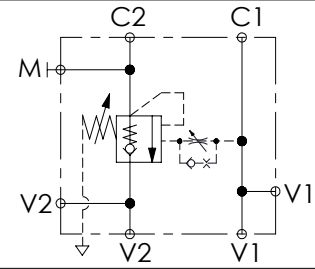
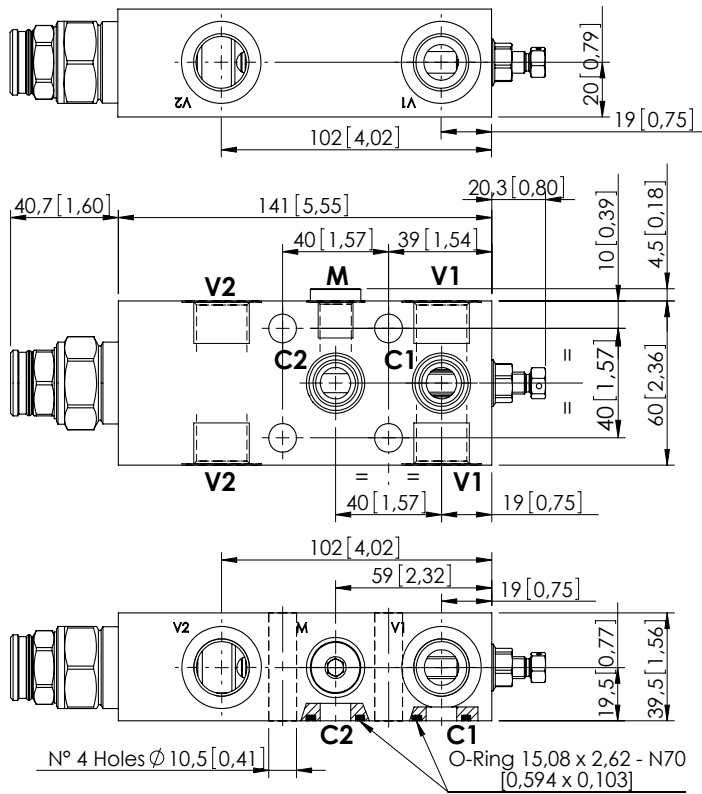
ORDERING CODES

Quick code	Description	Pilot ratio	Main ports size	Standard setting (Q=5 l/min)	Adjustment range	Pressure increase
MB000267	MBST-150-AANV-04-G34-N350	4:1	V1, V2, C1: G3/4" M: G1/4"; C2: \varnothing 11.5	350 bar (5000 psi)	100-350 bar (1400-2800 psi)	104 bar/turn (1500 psi/turn)

OVERCENTRE VALVE

MBST-150-ABNV

SINGLE ACTING
TWO FLANGED PORTS
FULLY COMPENSATED



SPECIFICATIONS

Max. operating pressure:	350 bar (5000 psi)
Rated flow:	150 l/min (40 gpm)
Manifold:	Steel
Weight:	2,36 kg (5,2 lbs)
Contamination class to ISO 4406:	See technical spec.
MTF _d :	150 - 1200 years: See technical spec.

NOTES

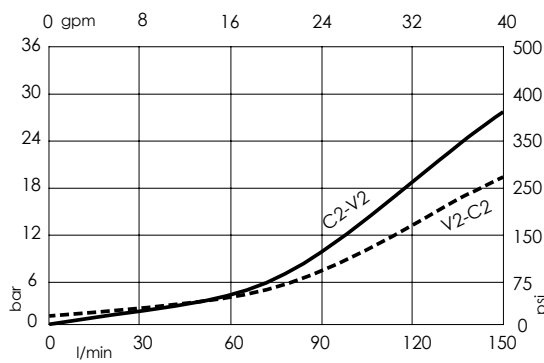
Setting: at least 1.3 times the load induced pressure.
For other configurations/quick codes not available in this catalogue page please consult factory

SEALING CAP



Ordering code:
ST000012

CURVES



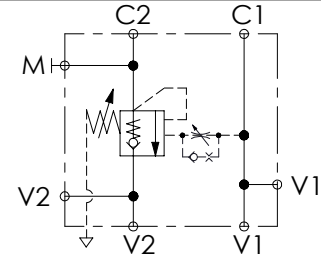
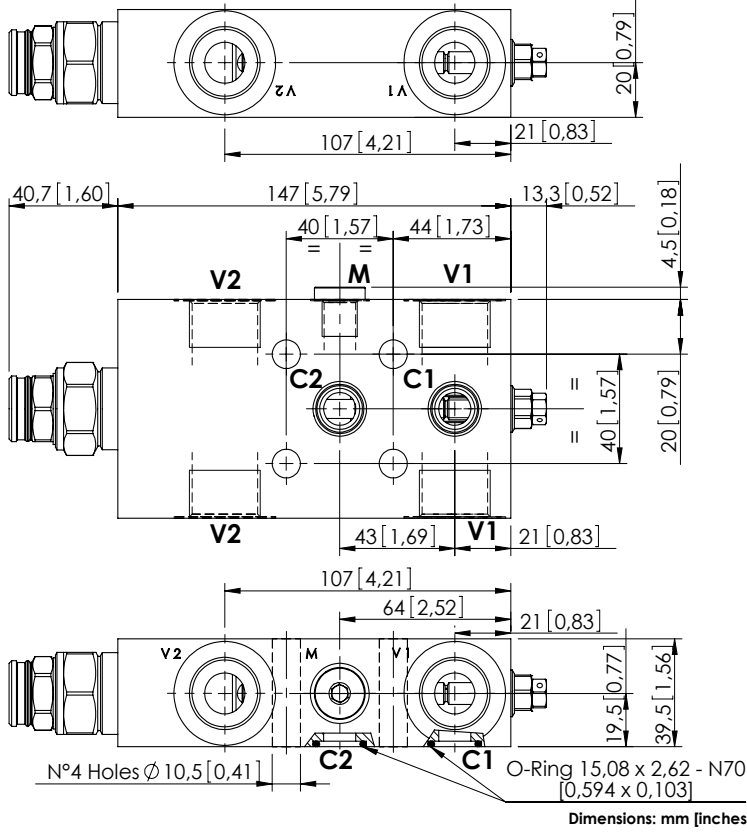
ORDERING CODES

Quick code	Description	Pilot ratio	Main ports size	Standard setting (Q=5 l/min)	Adjustment range	Pressure increase
MB000214	MBST-150-ABNV-04-G12-N350	4:1	V1, V2: G1/2" M:G1/4" C1, C2: ϕ 11.5	350 bar (5000 psi)	100-350 bar (1400-5000 psi)	104 bar/turn (1500 psi/turn)
MB000667	MBST-150-ABNV-08-G12-N350	8:1	V1, V2: G1/2" M:G1/4" C1, C2: ϕ 11.5	350 bar (5000 psi)	100-350 bar (1400-5000 psi)	101 bar/turn (1500 psi/turn)

OVERCENTRE VALVE

MBST-150-ABNV

SINGLE ACTING
TWO FLANGED PORTS
FULLY COMPENSATED



SPECIFICATIONS

Max. operating pressure:	350 bar (5000 psi)
Rated flow:	150 l/min (40 gpm)
Manifold:	Steel
Weight:	3,14 kg (6,92 lbs)
Contamination class to ISO 4406:	See technical spec.
MTF _a :	150 - 1200 years: See technical spec.

NOTES

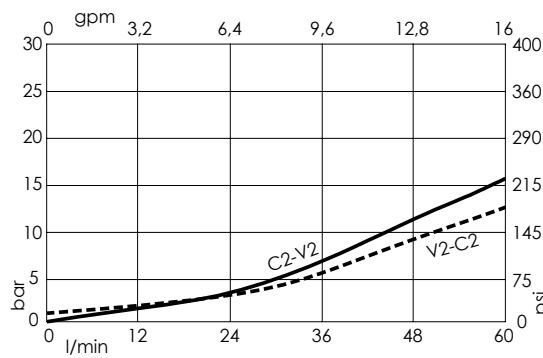
Setting: at least 1.3 times the load induced pressure.
For other configurations/quick codes not available in this catalogue page please consult factory

SEALING CAP



Ordering code:
ST000012

CURVES



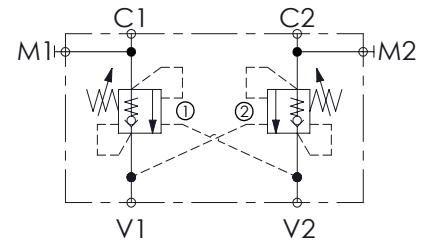
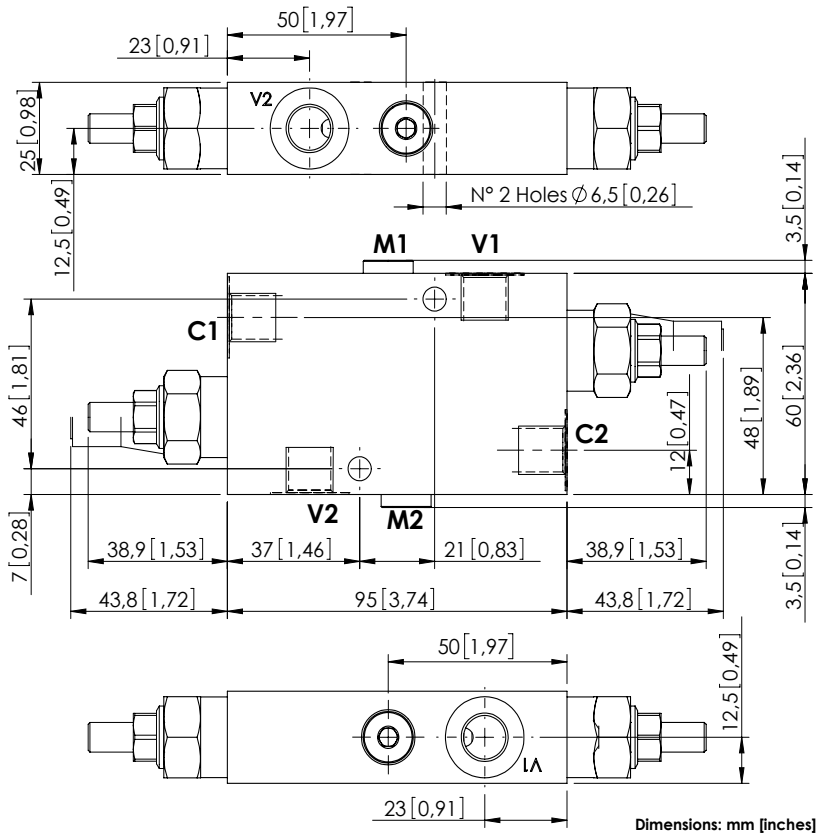
ORDERING CODES

Quick code	Description	Pilot ratio	Main ports size	Standard setting (Q=5 l/min)	Adjustment range	Pressure increase
MB000561	MBST-150-ABNV-04-G34-N350	4:1	V1, V2: G3/4" M; G 1/4" C1, C2: \varnothing 12	350 bar (5000 psi)	100-350 bar (1400-5000 psi)	104 bar/turn (1500 psi/turn)

OVERCENTRE VALVE

MBDN-040-ALNM

DOUBLE ACTING



SPECIFICATIONS

Max. operating pressure:	350 bar (5000 psi)
Rated flow:	40 l/min (11 gpm)
Manifold:	Steel
Weight:	1,11 kg (2,43 lbs)
Contamination class to ISO 4406:	See technical spec.
MTF _a :	150 - 1200 years: See technical spec.

NOTES

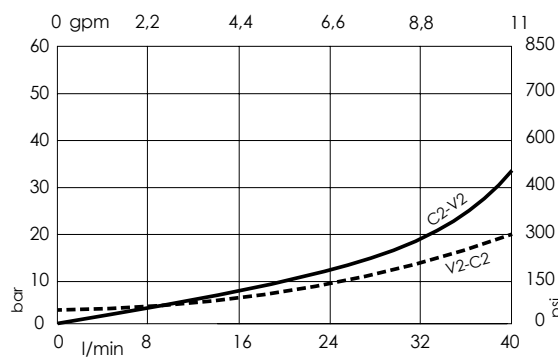
Setting: at least 1.3 times the load induced pressure.
 For other configurations/quick codes not available in this catalogue page please consult factory

SEALING CAP



Ordering code:
AT000020

CURVES



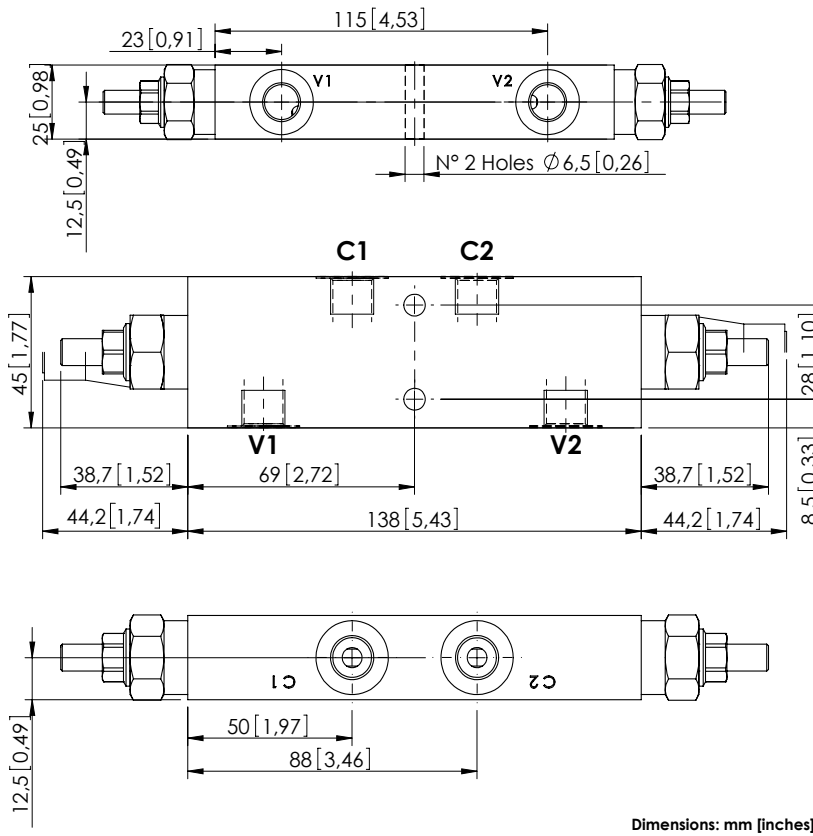
ORDERING CODES

Quick code	Description	Pilot ratio	Main ports size	Standard setting (Q=5 l/min)	Adjustment range	Pressure increase
MB000219	MBDN-040-ALNM-04-G14-N350	4,1:1	V1,V2,C1,C2: G1/4" M1,M2: G1/8"	350 bar (5000 psi)	100-350 bar (1400-5000 psi)	184 bar/turn (2700 psi/turn)
MB001277	MBDN-040-ALNM-04-G14-N210	4,1:1	V1,V2,C1,C2: G1/4" M1,M2: G1/8"	210 bar (3000 psi)	60-210 bar (850-3000 psi)	83 bar/turn (1200 psi/turn)

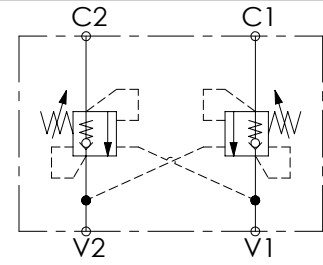
OVERCENTRE VALVE

MBDN-040-ALNR

DOUBLE ACTING



Dimensions: mm [inches]



SPECIFICATIONS

Max. operating pressure:	350 bar (5000 psi)
Rated flow:	40 l/min (11 gpm)
Manifold:	Steel
Weight:	1,22 kg (2,69 lbs)
Contamination class to ISO 4406:	See technical spec.
MTF _d :	150 - 1200 years: See technical spec.

NOTES

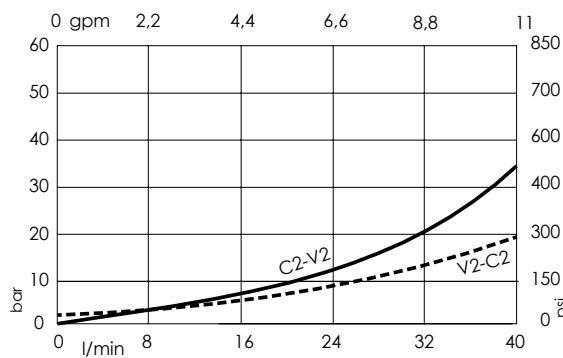
Setting: at least 1.3 times the load induced pressure.
 For other configurations/quick codes not available in this catalogue page please consult factory

SEALING CAP



Ordering code:
AT000020

CURVES



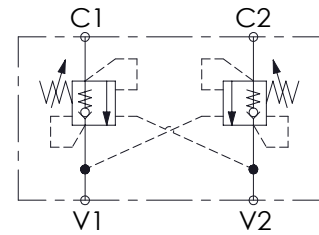
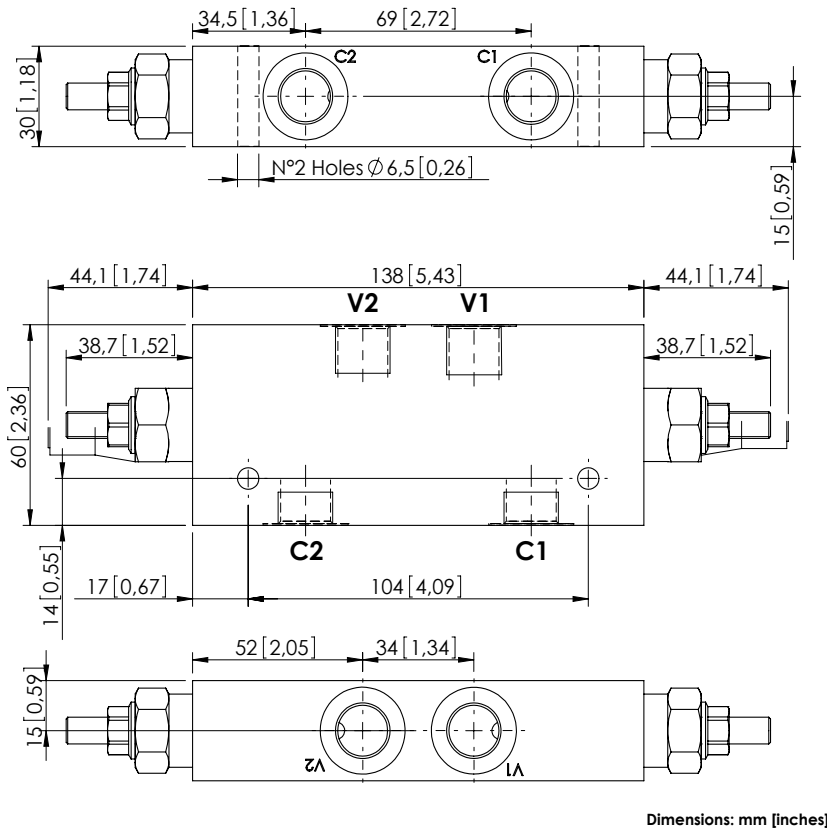
ORDERING CODES

Quick code	Description	Pilot ratio	Main ports size	Standard setting Q=5 l/min (1,3 gpm)	Adjustment range	Pressure increase
MB000072	MBDN-040-ALNR-04-G14-N350	4,1:1	V1, V2: G1/4" C1, C2: G1/4"	350 bar (5000 psi)	100-350 bar (1400-5000 psi)	184 bar/turn (2700 psi/turn)
MB000873	MBDN-040-ALNR-04-G14-N200	4,1:1	V1, V2: G1/4" C1, C2: G1/4"	200 bar (2900 psi)	60-210 bar (900-3000 psi)	83 bar/turn (1200 psi/turn)
MB000381	MBDN-040-ALNR-07-G14-N350	7,5:1	V1, V2: G1/4" C1, C2: G1/4"	350 bar (5000 psi)	100-350 bar (1400-5000 psi)	138 bar/turn (2000 psi/turn)

OVERCENTRE VALVE

MBDN-040-ZLNN

DOUBLE ACTING



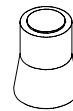
SPECIFICATIONS

Max. operating pressure:	350 bar (5000 psi)
Rated flow:	40 l/min (11 gpm)
Manifold:	Aluminium
Weight:	0,79 kg (1.72 lbs)
Contamination class to ISO 4406:	See technical spec.
MTF _a :	150 - 1200 years: See technical spec.

NOTES

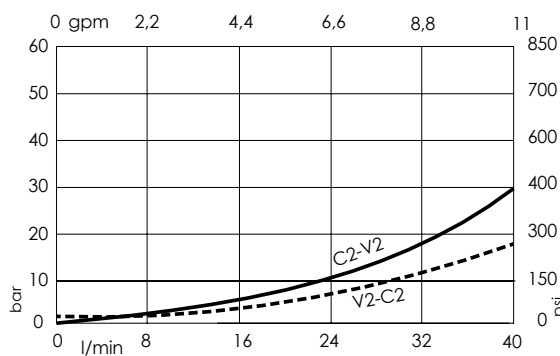
Setting: at least 1.3 times the load induced pressure.
 For other configurations/quick codes not available in this catalogue page please consult factory

SEALING CAP



Ordering code:
AT000020

CURVES



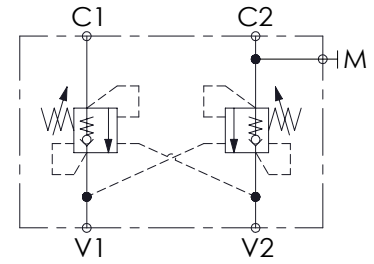
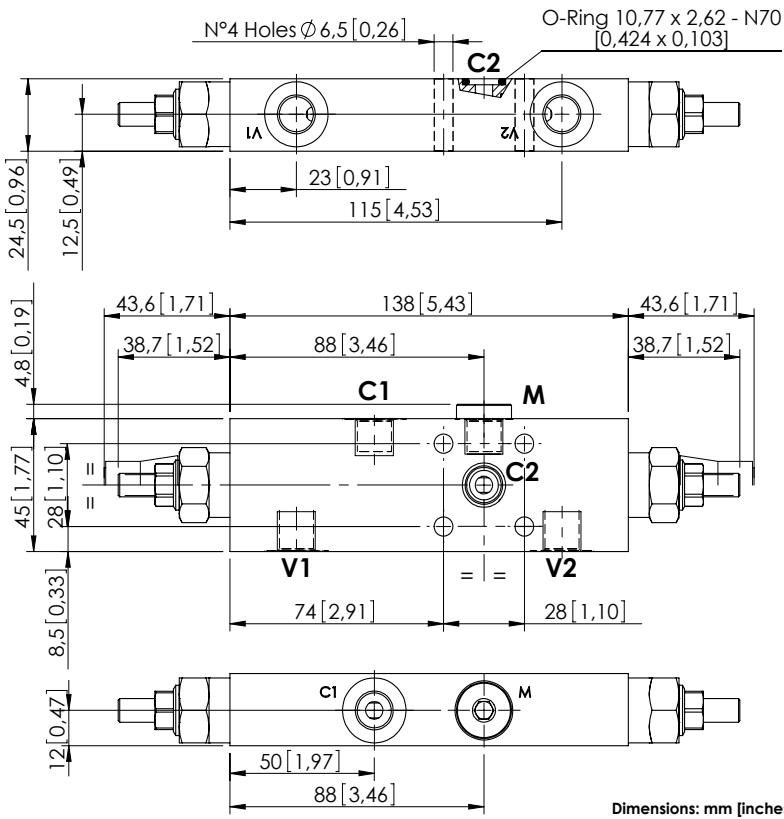
ORDERING CODES

Quick code	Description	Pilot ratio	Main ports size	Standard setting Q=5 l/min (1.3 gpm)	Adjustment range	Pressure increase
MB000310	MBDN-040-ZLNN-04-G38-N350	4,1:1	V1,V2: G 3/8" C1,C2: G 3/8"	350 bar (5000 psi)	100-350 bar (1400-5000 psi)	184 bar/turn (2700 psi/turn)
MB000311	MBDN-040-ZLNN-04-G38-N200	4,1:1	V1,V2: G 3/8" C1,C2: G 3/8"	200 bar (2900 psi)	60-210 bar (900-3000 psi)	83 bar/turn (1200 psi/turn)
MB000312	MBDN-040-ZLNN-04-G38-N100	4,1:1	V1,V2: G 3/8" C1,C2: G 3/8"	100 bar (1400 psi)	45-100 bar (650-1400 psi)	45 bar/turn (650 psi/turn)
MB000341	MBDN-040-ZLNN-07-G38-N350	7,5:1	V1,V2: G 3/8" C1,C2: G 3/8"	350 bar (5000 psi)	100-350 bar (1400-5000 psi)	138 bar/turn (2000 psi/turn)
MB000409	MBDN-040-ZLNN-07-G38-N200	7,5:1	V1,V2: G 3/8" C1,C2: G 3/8"	200 bar (2900 psi)	60-210 bar (900-3000 psi)	80 bar/turn (1200 psi/turn)

OVERCENTRE VALVE

MBDN-040-AANR

DOUBLE ACTING
ONE FLANGED PORT



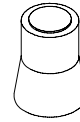
SPECIFICATIONS

Max. operating pressure:	350 bar (5000 psi)
Rated flow:	40 l/min (11 gpm)
Manifold:	Steel
Weight:	1,2 kg (2,65 lbs)
Contamination class to ISO 4406:	See technical spec.
MTF _a :	150 - 1200 years: See technical spec.

NOTES

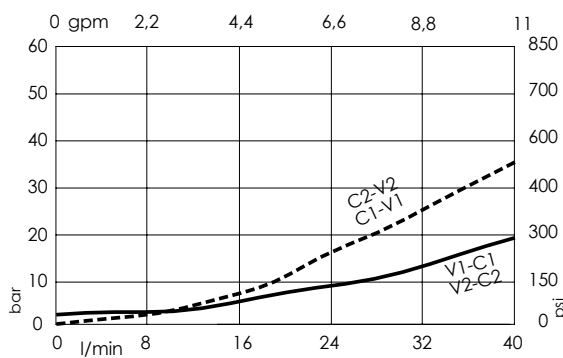
Setting: at least 1.3 times the load induced pressure.
For other configurations/quick codes not available in this catalogue page please consult factory

SEALING CAP



Ordering code:
AT000020

CURVES



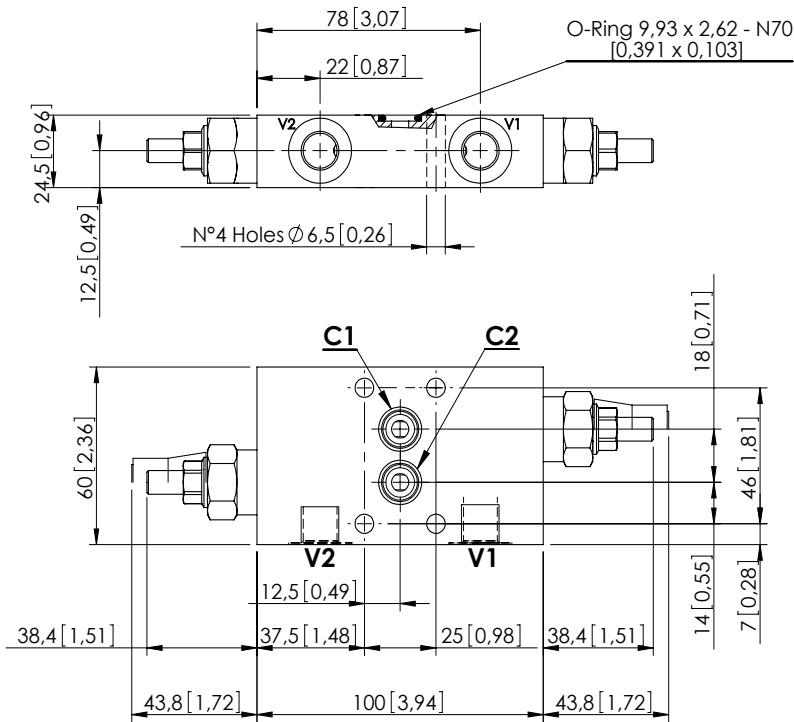
ORDERING CODES

Quick code	Description	Pilot ratio	Main ports size	Standard setting Q=5 l/min (1,3 gpm)	Adjustment range	Pressure increase
MB000106	MBDN-040-AANR-04-G14-N350	4,1:1	V1, V2: G1/4" C1: G1/4" C2: Ø6	350 bar (5000 psi)	100-350 bar (1400-5000 psi)	184 bar/turn (2700 psi/turn)
MB000583	MBDN-040-AANR-07-G14-N350	7,5:1	V1, V2: G1/4" C1: G1/4" C2: Ø6	350 bar (5000 psi)	100-350 bar (1400-5000 psi)	138 bar/turn (2000 psi/turn)

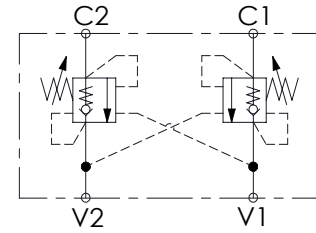
OVERCENTRE VALVE

MBDN-040-ABNP

DOUBLE ACTING
TWO FLANGED PORTS



Dimensions: mm [inches]



SPECIFICATIONS

Max. operating pressure:	350 bar (5000 psi)
Rated flow:	40 l/min (11 gpm)
Manifold:	Steel
Weight:	1,15 kg (2,54 lbs)
Contamination class to ISO 4406:	See technical spec.
MTF _a :	150 - 1200 years: See technical spec.

NOTES

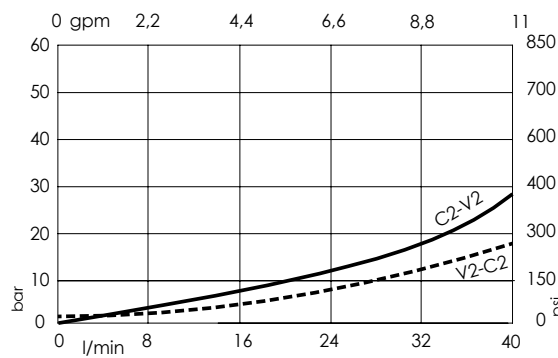
Setting: at least 1.3 times the load induced pressure.
For other configurations/quick codes not available in this catalogue page please consult factory

SEALING CAP



Ordering code:
AT000020

CURVES



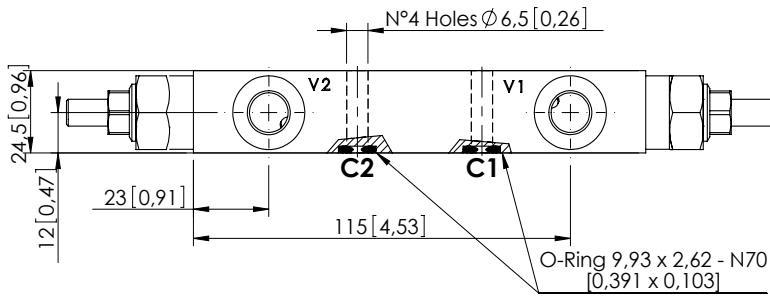
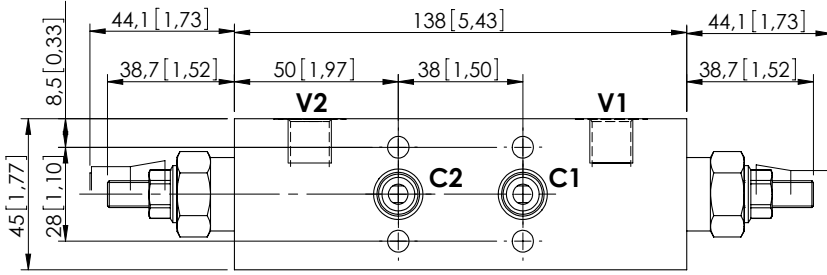
ORDERING CODES

Quick code	Description	Pilot ratio	Main ports size	Standard setting Q=5 l/min (1,3 gpm)	Adjustment range	Pressure increase
MB000334	MBDN-040-ABNP-04-G14-N350	4,1:1	V1, V2: G1/4" C1, C2: Ø6	350 bar (5000 psi)	100-350 bar (1400-5000 psi)	184 bar/turn (2700 psi/turn)

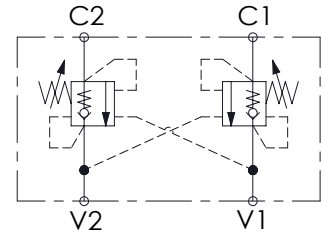
OVERCENTRE VALVE

MBDN-040-ABNR

DOUBLE ACTING
TWO FLANGED PORTS



Dimensions: mm [inches]



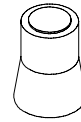
SPECIFICATIONS

Max. operating pressure:	350 bar (5000 psi)
Rated flow:	40 l/min (11 gpm)
Manifold:	Steel
Weight:	1,21 kg (2,67 lbs)
Contamination class to ISO 4406:	See technical spec.
MTF _d :	150 - 1200 years: See technical spec.

NOTES

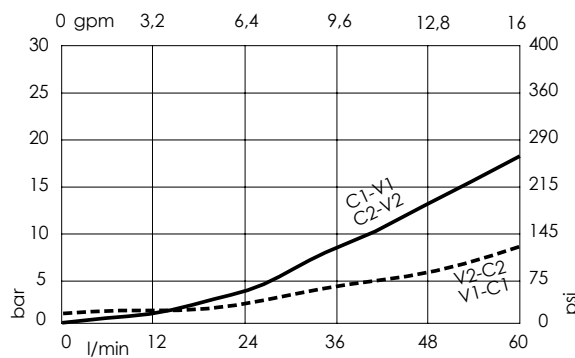
Setting: at least 1.3 times the load induced pressure.
For other configurations/quick codes not available in this catalogue page please consult factory

SEALING CAP



Ordering code:
AT000020

CURVES



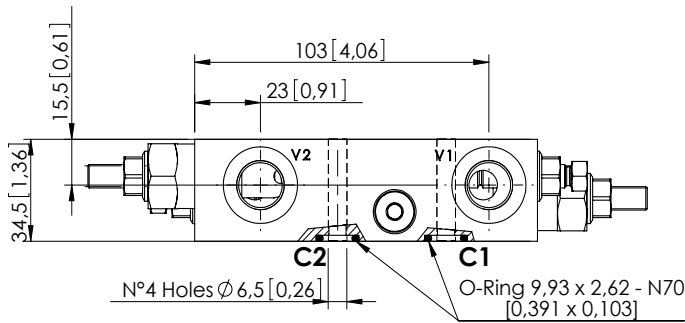
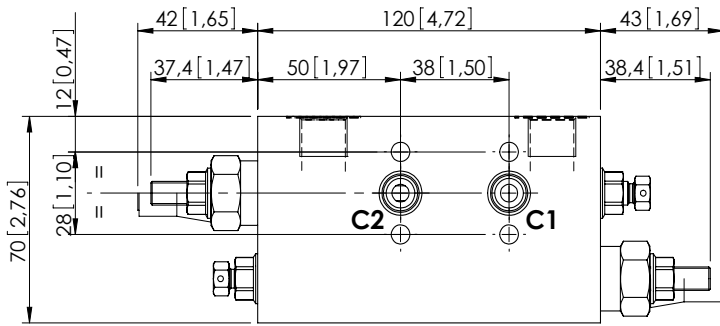
ORDERING CODES

Quick code	Description	Pilot ratio	Main ports size	Standard setting Q=5 l/min (1,3 gpm)	Adjustment range	Pressure increase
MB000110	MBDN-040-ABNR-04-G14-N350	4,1:1	V1, V2: G1/4" C1, C2: Ø6	350 bar (5000 psi)	100-350 bar (1400-5000 psi)	184 bar/turn (2700 psi/turn)
MB000331	MBDN-040-ABNR-07-G14-N350	7,5:1	V1, V2: G1/4" C1, C2: Ø6	350 bar (5000 psi)	100-350 bar (1400-5000 psi)	138 bar/turn (2000 psi/turn)
MB000589	MBDN-040-ABNR-11-G14-N350	11,5:1	V1, V2: G1/4" C1, C2: Ø6	350 bar (5000 psi)	100-350 bar (1400-5000 psi)	228 bar/turn (3300 psi/turn)

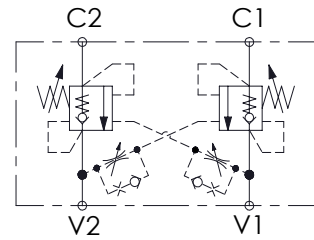
OVERCENTRE VALVE

MBDN-040-ABNV

DOUBLE ACTING
TWO FLANGED PORTS



Dimensions: mm [inches]



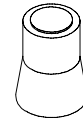
SPECIFICATIONS

Max. operating pressure:	350 bar (5000 psi)
Rated flow:	40 l/min (11 gpm)
Manifold:	Steel
Weight:	2,2 kg (4,85 lbs)
Contamination class to ISO 4406:	See technical spec.
MTF _d :	150 - 1200 years: See technical spec.

NOTES

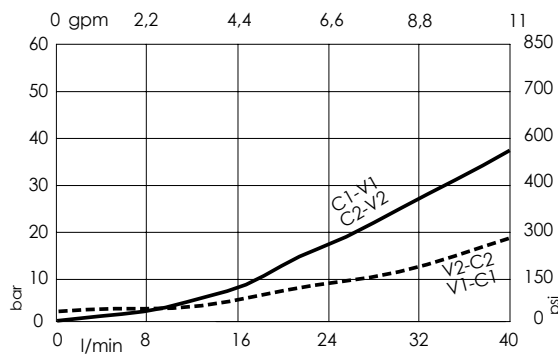
Setting: at least 1.3 times the load induced pressure.
For other configurations/quick codes not available in this catalogue page please consult factory

SEALING CAP



Ordering code:
AT000020

CURVES



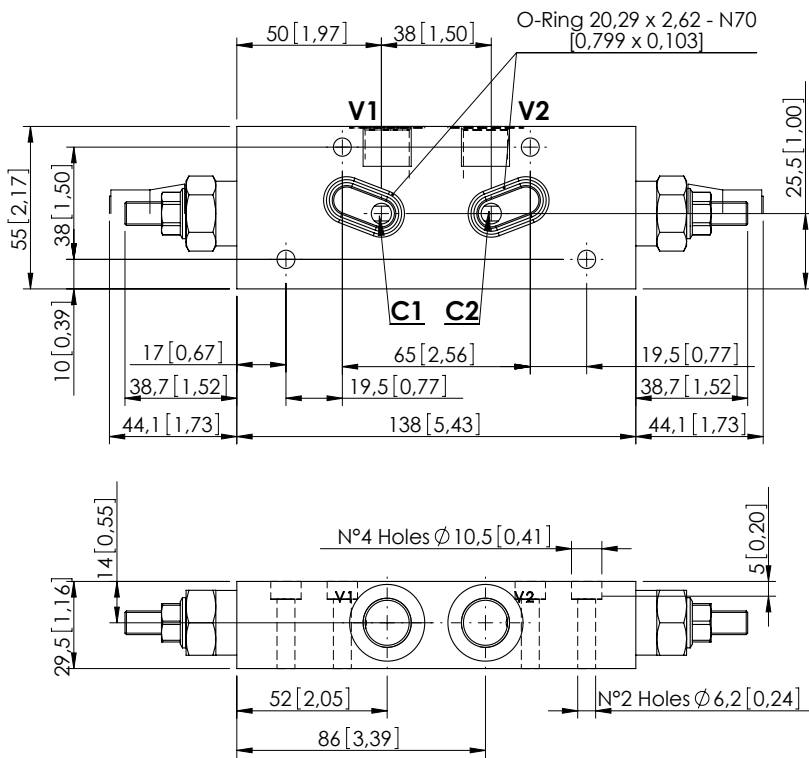
ORDERING CODES

Quick code	Description	Pilot ratio	Main ports size	Standard setting Q=5 l/min (1.3 gpm)	Adjustment range	Pressure increase
MB000590	MBDN-040-ABNV-04-G38-N350	4,1:1	V1, V2: G3/8" C1, C2: Ø6	350 bar (5000 psi)	100-350 bar (1400-5000 psi)	184 bar/turn (2700 psi/turn)

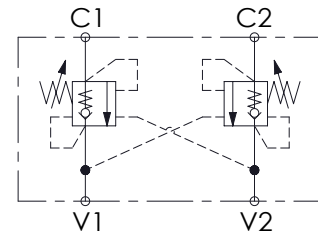
OVERCENTRE VALVE

MBDN-040-ZBNN

DOUBLE ACTING
TWO FLANGED PORTS



Dimensions: mm [inches]



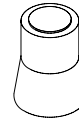
SPECIFICATIONS

Max. operating pressure:	350 bar (5000 psi)
Rated flow:	40 l/min (11 gpm)
Manifold:	Aluminium
Weight:	0,72 kg (1,59 lbs)
Contamination class to ISO 4406:	See technical spec.
MTTF:	150 - 1200 years: See technical spec.

NOTES

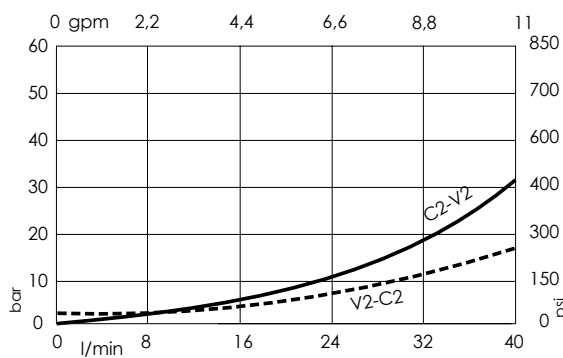
Setting: at least 1.3 times the load induced pressure.
For other configurations/quick codes not available in this catalogue page please consult factory

SEALING CAP



Ordering code:
AT000020

CURVES



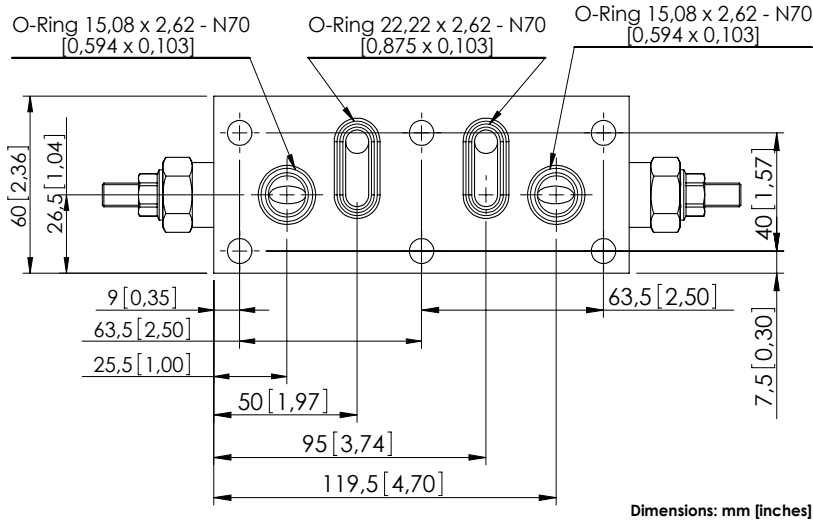
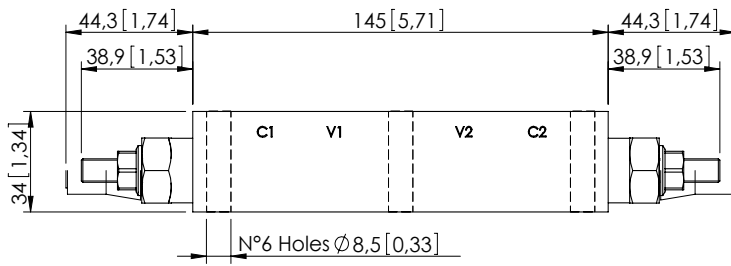
ORDERING CODES

Quick code	Description	Pilot ratio	Main ports size	Standard setting Q=5 l/min (1.3 gpm)	Adjustment range	Pressure increase
MB000410	MBDN-040-ZBNN-04-G38-N350	4,1:1	V1,V2: G3/8" C1,C2: Ø 7	350 bar (5000 psi)	100-350 bar (1400-5000 psi)	184 bar/turn (2700 psi/turn)
MB000411	MBDN-040-ZBNN-04-G38-N200	4,1:1	V1,V2: G3/8" C1,C2: Ø 7	200 bar (2900 psi)	60-210 bar (900-3000 psi)	83 bar/turn (1200 psi/turn)
MB000412	MBDN-040-ZBNN-07-G38-N350	7,5:1	V1,V2: G3/8" C1,C2: Ø 7	350 bar (5000 psi)	100-350 bar (1400-5000 psi)	138 bar/turn (2000 psi/turn)
MB000413	MBDN-040-ZBNN-07-G38-N200	7,5:1	V1,V2: G3/8" C1,C2: Ø 7	200 bar (2900 psi)	60-210 bar (900-3000 psi)	80 bar/turn (1200 psi/turn)

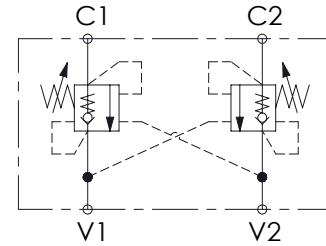
OVERCENTRE VALVE

MBDN-040-ZDNA

DOUBLE ACTING
ALL FLANGED PORTS



Dimensions: mm [inches]



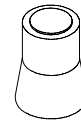
SPECIFICATIONS

Max. operating pressure:	350 bar (5000 psi)
Rated flow:	40 l/min (11 gpm)
Manifold:	Aluminium
Weight:	0,9 kg (1,98 lbs)
Contamination class to ISO 4406:	See technical spec.
MTF _d :	150 - 1200 years: See technical spec.

NOTES

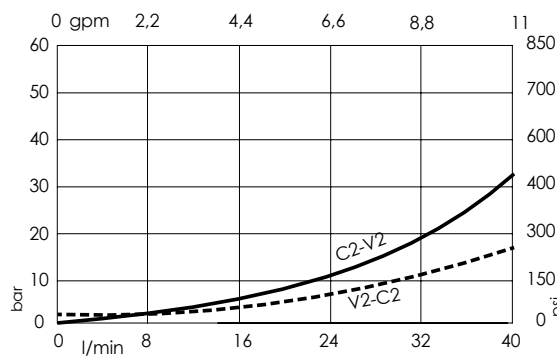
Setting: at least 1.3 times the load induced pressure.
For other configurations/quick codes not available in this catalogue page please consult factory

SEALING CAP



Ordering code:
AT000020

CURVES



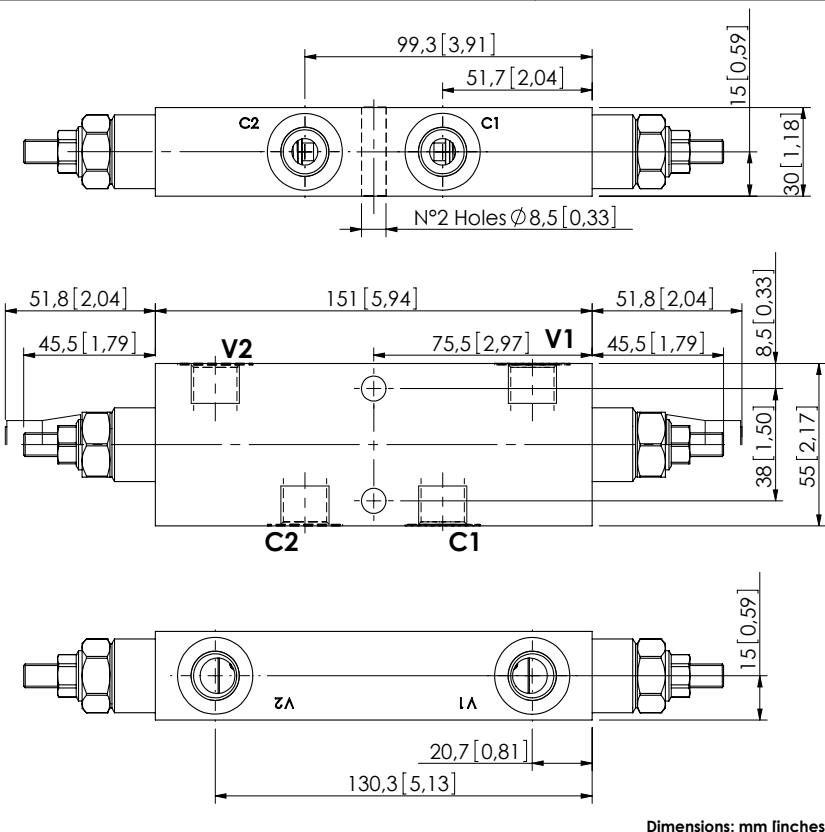
ORDERING CODES

Quick code	Description	Pilot ratio	Main ports size	Standard setting Q=5 l/min (1,3 gpm)	Adjustment range	Pressure increase
MB000523	MBDN-040-ZDNA-04-PTF-N350	4,1:1	V1,V2: Ø 8 C1,C2: Ø 8	350 bar (5000 psi)	100-350 bar (1400-5000 psi)	184 bar/turn (2700 psi/turn)
MB000524	MBDN-040-ZDNA-04-PTF-N200	4,1:1	V1,V2: Ø 8 C1,C2: Ø 8	200 bar (2900 psi)	60-210 bar (900-3000 psi)	83 bar/turn (1200 psi/turn)

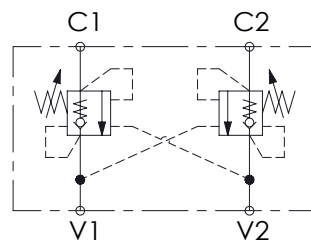
OVERCENTRE VALVE

MBDN-060-ALNR

DOUBLE ACTING



Dimensions: mm [inches]



SPECIFICATIONS

Max. operating pressure:	350 bar (5000 psi)
Rated flow:	60 l/min (16 gpm)
Manifold:	Steel
Weight:	1,92 kg (4,23 lbs)
Contamination class to ISO 4406:	See technical spec.
MTF _d :	150 - 1200 years: See technical spec.

NOTES

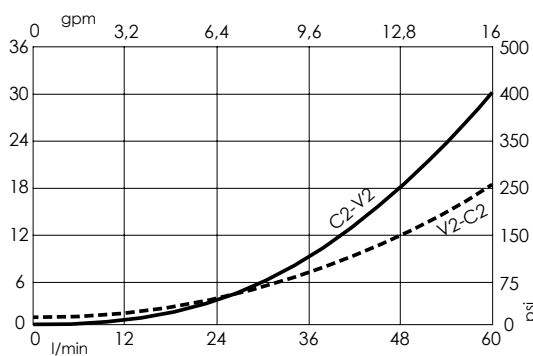
Setting: at least 1.3 times the load induced pressure.
 For other configurations/quick codes not available in this catalogue page please consult factory

SEALING CAP



Ordering code:
AT000020

CURVES



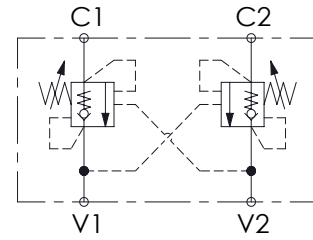
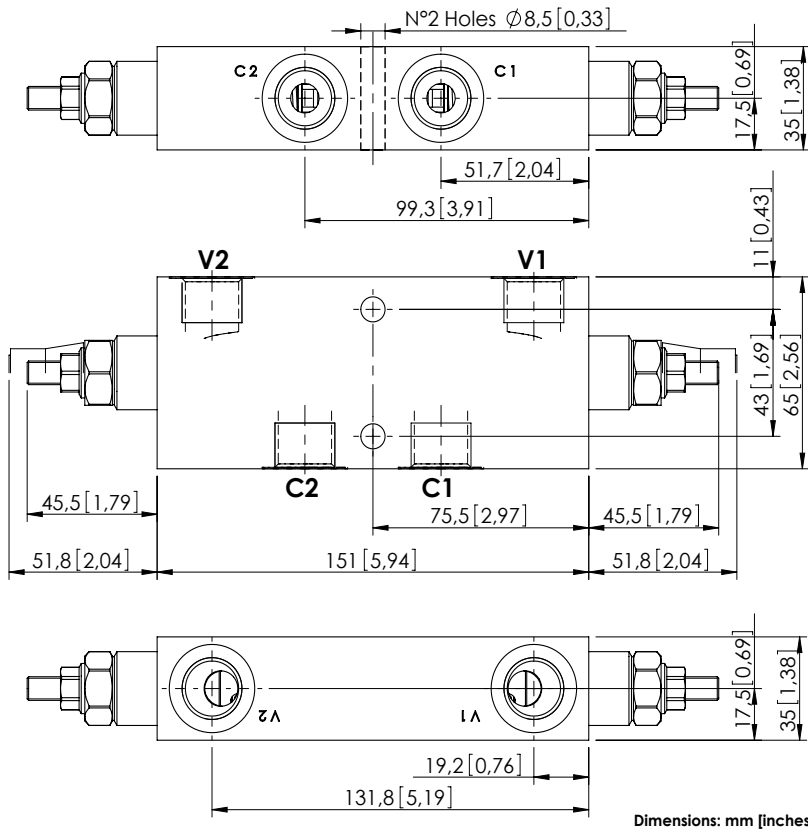
ORDERING CODES

Quick code	Description	Pilot ratio	Main ports size	Standard setting Q=5 l/min (1,3 gpm)	Adjustment range	Pressure increase
MB000006	MBDN-060-ALNR-04-G38-N350	4,2:1	V1, V2: G3/8" C1, C2: G3/8"	350 bar (5000 psi)	100-350 bar (1400-5000 psi)	138 bar/turn (2000 psi/turn)
MB000084	MBDN-060-ALNR-04-G38-N200	4,2:1	V1, V2: G3/8" C1, C2: G3/8"	200 bar (2900 psi)	60-210 bar (850-3000 psi)	62 bar/turn (900 psi/turn)
MB000186	MBDN-060-ALNR-11-G38-N350	11:1	V1, V2: G3/8" C1, C2: G3/8"	350 bar (5000 psi)	60-350 bar (850-5000 psi)	70 bar/turn (1000 psi/turn)

OVERCENTRE VALVE

MBDN-060-ALNR

DOUBLE ACTING



SPECIFICATIONS

Max. operating pressure:	350 bar (5000 psi)
Rated flow:	60 l/min (16 gpm)
Manifold:	Steel
Weight:	2,56 kg (5,64 lbs)
Contamination class to ISO 4406:	See technical spec.
MTF _a :	150 - 1200 years: See technical spec.

NOTES

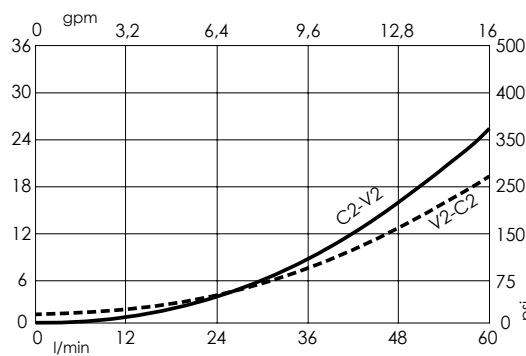
Setting: at least 1.3 times the load induced pressure.
 For other configurations/quick codes not available in this catalogue page please consult factory

SEALING CAP



Ordering code:
AT000020

CURVES



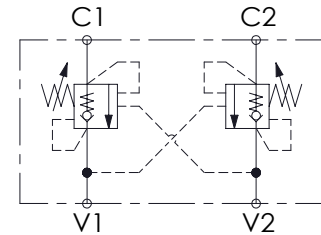
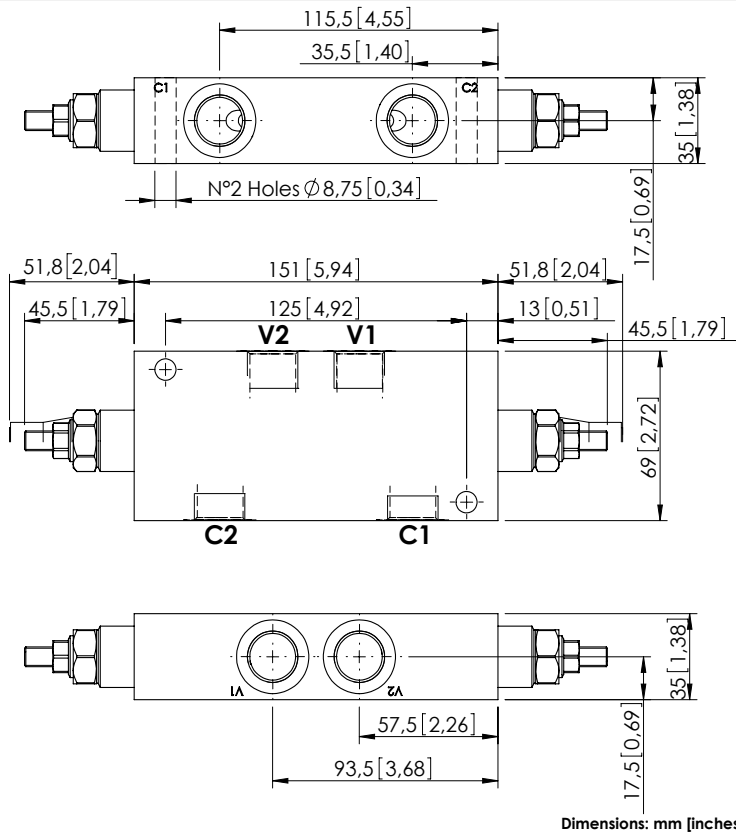
ORDERING CODES

Quick code	Description	Pilot ratio	Main ports size	Standard setting Q=5 l/min (1.3 gpm)	Adjustment range	Pressure increase
MB000009	MBDN-060-ALNR-04-G12-N350	4,2:1	V1, V2: G1/2" C1, C2: G1/2"	350 bar (5000 psi)	100-350 bar (1400-5000 psi)	138 bar/turn (2000 psi/turn)
MB000263	MBDN-060-ALNR-04-G12-N200	4,2:1	V1, V2: G1/2" C1, C2: G1/2"	200 bar (2900 psi)	60-210 bar (850-3000 psi)	62 bar/turn (900 psi/turn)
MB000003	MBDN-060-ALNR-07-G12-N350	7:1	V1, V2: G1/2" C1, C2: G1/2"	350 bar (5000 psi)	100-350 bar (1400-5000 psi)	105 bar/turn (1500 psi/turn)
MB000391	MBDN-060-ALNR-11-G12-N350	11:1	V1, V2: G1/2" C1, C2: G1/2"	350 bar (5000 psi)	60-350 bar (850-5000 psi)	70 bar/turn (1000 psi/turn)

OVERCENTRE VALVE

MBDN-060-ZLDE

DOUBLE ACTING



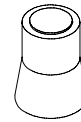
SPECIFICATIONS

Max. operating pressure:	350 bar (5000 psi)
Rated flow:	60 l/min (16 gpm)
Weight:	Aluminium: 1,1 kg (2,43 lbs) Steel: 2,7 kg (2,95 lbs)
Contamination class to ISO 4406:	See technical spec.
MTF _d :	150 - 1200 years: See technical spec.

NOTES

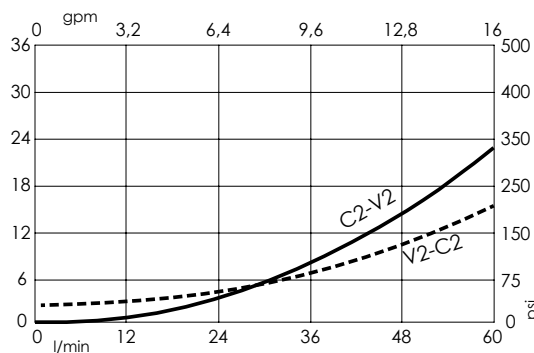
Setting: at least 1.3 times the load induced pressure.
For other configurations/quick codes not available in this catalogue page please consult factory

SEALING CAP



Ordering code:
AT000020

CURVES



ORDERING CODES

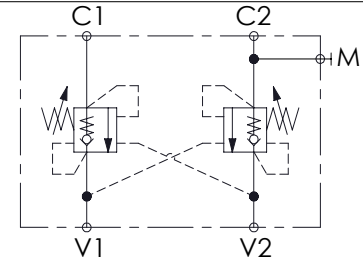
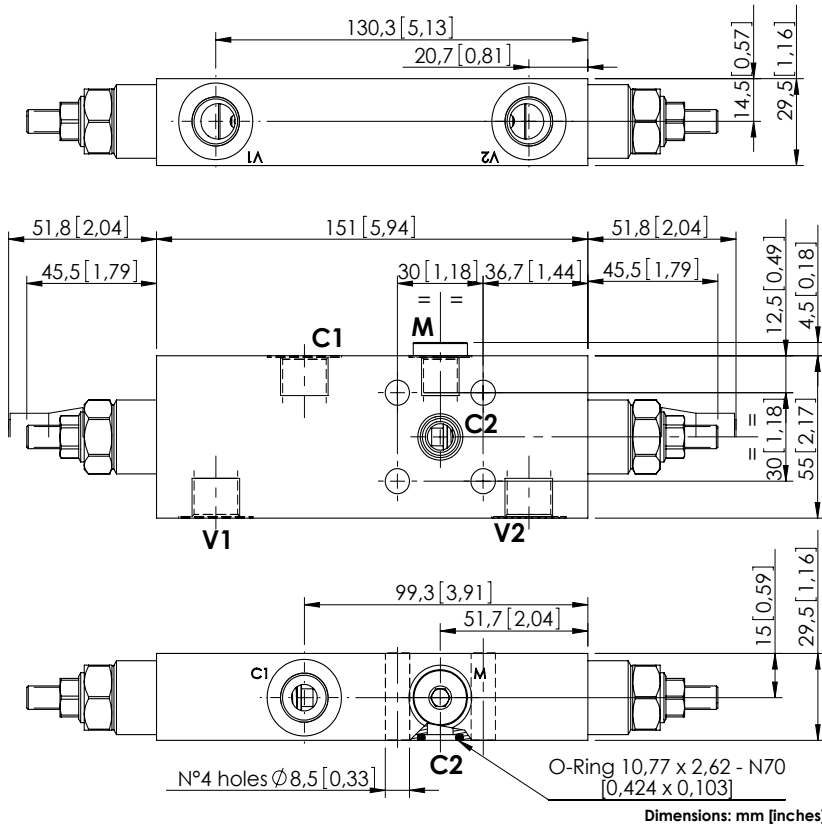
Quick code	Description	Pilot ratio	Manifold material	Main ports size	Standard setting Q=5 l/min (1,3 gpm)	Adjustment range	Pressure increase
MB000321	MBDN-060-ZLDE-04-G12-N350	4.2:1	Aluminium	V1, V2: G1/2" C1, C2: G1/2"	350 bar (5000 psi)	100-350 bar (1400-5000 psi)	138 bar/turn (2000 psi/turn)
MB000443	MBDN-060-ZLDE-04-G12-N200	4.2:1	Aluminium	V1, V2: G1/2" C1, C2: G1/2"	200 bar (2900 psi)	60-210 bar (850-3000 psi)	62 bar/turn (900 psi/turn)
MB000444	MBDN-060-ALDE-04-G12-N350	4.2:1	Steel	V1, V2: G1/2" C1, C2: G1/2"	350 bar (5000 psi)	100-350 bar (1400-5000 psi)	138 bar/turn (2000 psi/turn)
MB000445	MBDN-060-ALDE-04-G12-N200	4.2:1	Steel	V1, V2: G1/2" C1, C2: G1/2"	200 bar (2900 psi)	60-210 bar (850-3000 psi)	62 bar/turn (900 psi/turn)
MB000320	MBDN-060-ZLDE-07-G12-N350	7:1	Aluminium	V1, V2: G1/2" C1, C2: G1/2"	350 bar (5000 psi)	100-350 bar (1400-5000 psi)	106 bar/turn (1500 psi/turn)
MB000446	MBDN-060-ZLDE-07-G12-N200	7:1	Aluminium	V1, V2: G1/2" C1, C2: G1/2"	200 bar (2900 psi)	60-210 bar (850-3000 psi)	46 bar/turn (650 psi/turn)
MB000447	MBDN-060-ALDE-07-G12-N350	7:1	Steel	V1, V2: G1/2" C1, C2: G1/2"	350 bar (5000 psi)	100-350 bar (1400-5000 psi)	106 bar/turn (1500 psi/turn)
MB000448	MBDN-060-ALDE-07-G12-N200	7:1	Steel	V1, V2: G1/2" C1, C2: G1/2"	200 bar (2900 psi)	60-210 bar (850-3000 psi)	46 bar/turn (650 psi/turn)

Revision B1

OVERCENTRE VALVE

MBDN-060-AANR

DOUBLE ACTING
ONE FLANGED PORT



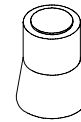
SPECIFICATIONS

Max. operating pressure:	350 bar (5000 psi)
Rated flow:	60 l/min (16 gpm)
Manifold:	Steel
Weight:	1,88 kg (4,15 lbs)
Contamination class to ISO 4406:	See technical spec.
MTF _a :	150 - 1200 years: See technical spec.

NOTES

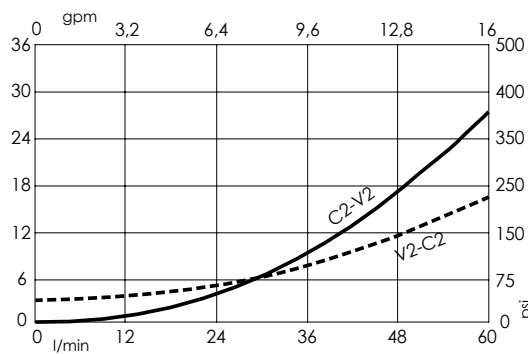
Setting: at least 1.3 times the load induced pressure.
For other configurations/quick codes not available in this catalogue page please consult factory

SEALING CAP



Ordering code:
AT000020

CURVES



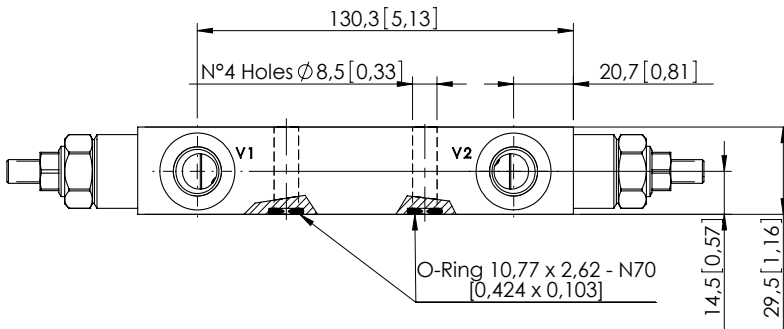
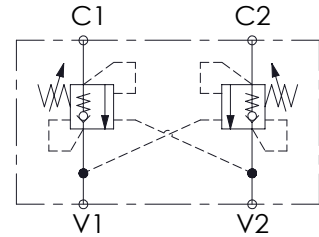
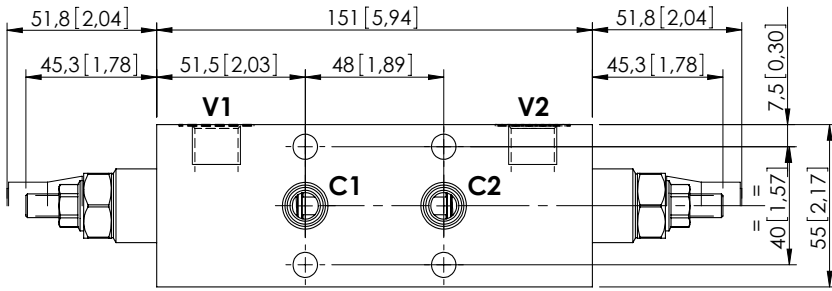
ORDERING CODES

Quick code	Description	Pilot ratio	Main ports size	Standard setting Q=5 l/min (1,3 gpm)	Adjustment range	Pressure increase
MB000008	MBDN-060-AANR-04-G38-N350	4,2:1	V1, V2, C1: G3/8" C2: Ø9 M: G1/4"	350 bar (5000 psi)	100-350 bar (1400-5000 psi)	138 bar/turn (2000 psi/turn)

OVERCENTRE VALVE

MBDN-060-ABNR

DOUBLE ACTING
TWO FLANGED PORTS



Dimensions: mm [inches]

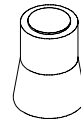
SPECIFICATIONS

Max. operating pressure:	350 bar (5000 psi)
Rated flow:	60 l/min (16 gpm)
Manifold:	Steel
Weight:	1,89 kg (4,17 lbs)
Contamination class to ISO 4406:	See technical spec.
MTF _d :	150 - 1200 years: See technical spec.

NOTES

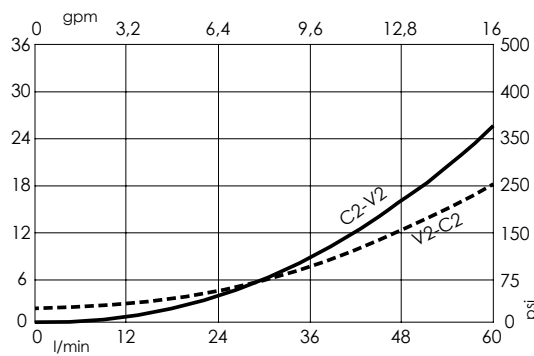
Setting: at least 1.3 times the load induced pressure.
For other configurations/quick codes not available in this catalogue page please consult factory

SEALING CAP



Ordering code:
AT000020

CURVES



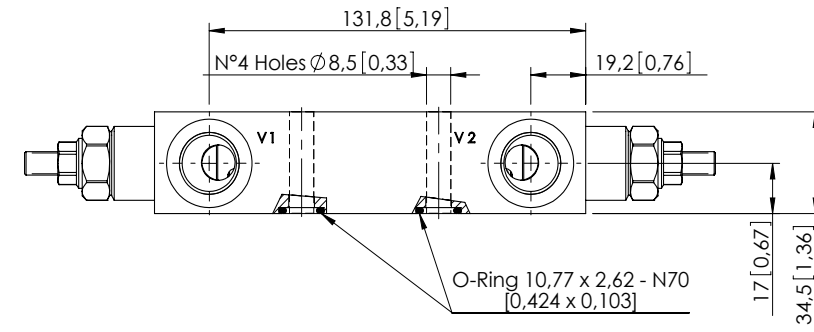
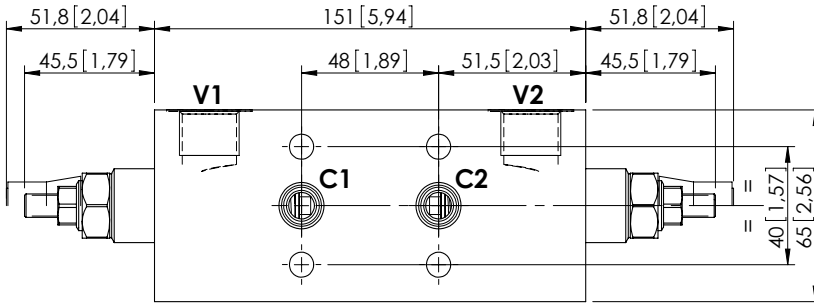
ORDERING CODES

Quick code	Description	Pilot ratio	Main ports size	Standard setting Q=5 l/min (1,3 gpm)	Adjustment range	Pressure increase
MB000235	MBDN-060-ABNR-11-G38-N250	11:1	V1, V2: G3/8" C1, C2: Ø 9	200 bar (2900 psi)	60-250 bar (850-3600 psi)	69 bar/turn (1000 psi/turn)
MB000087	MBDN-060-ABNR-04-G38-N350	4,2:1	V1, V2: G3/8" C1, C2: Ø 9	350 bar (5000 psi)	100-350 bar (1400-5000 psi)	138 bar/turn (2000 psi/turn)
MB000178	MBDN-060-ABNR-04-G38-N200	4,2:1	V1, V2: G3/8" C1, C2: Ø 9	200 bar (2900 psi)	60-210 bar (850-3000 psi)	62 bar/turn (900 psi/turn)
MB000826	MBDN-060-ABNR-07-G38-N350	7:1	V1, V2: G3/8" C1, C2: Ø 9	350 bar (5000 psi)	100-350 bar (1400-5000 psi)	106 bar/turn (1500 psi/turn)

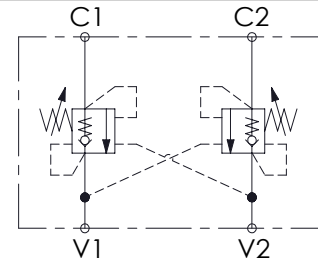
OVERCENTRE VALVE

MBDN-060-ABNR

DOUBLE ACTING
TWO FLANGED PORTS



Dimensions: mm [inches]



SPECIFICATIONS

Max. operating pressure:	350 bar (5000 psi)
Rated flow:	60 l/min (16 gpm)
Manifold:	Steel
Weight:	2,57 kg (5,67 lbs)
Contamination class to ISO 4406:	See technical spec.
MTFt:	150 - 1200 years: See technical spec.

NOTES

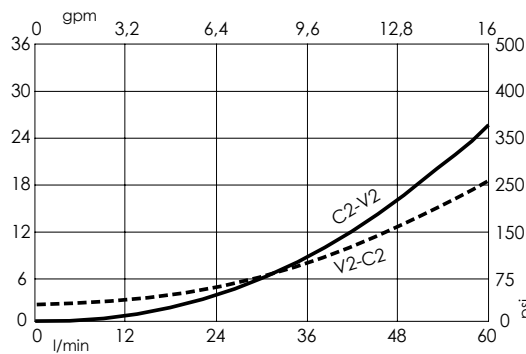
Setting: at least 1.3 times the load induced pressure.
For other configurations/quick codes not available in this catalogue page please consult factory

SEALING CAP



Ordering code:
AT000020

CURVES



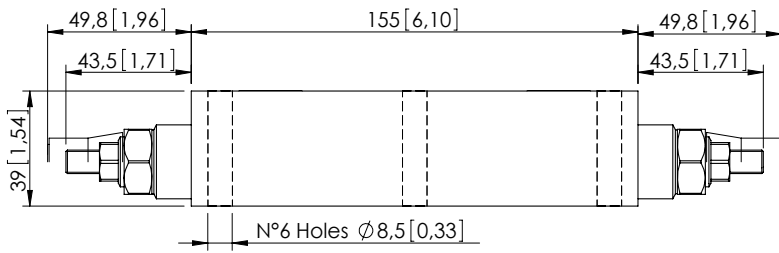
ORDERING CODES

Quick code	Description	Pilot ratio	Main ports size	Standard setting Q=5 l/min (1.3 gpm)	Adjustment range	Pressure increase
MB000016	MBDN-060-ABNR-04-G12-N350	4,2:1	V1, V2: G1/2" C1, C2: Ø 9	350 bar (5000 psi)	100-350 bar (1400-5000 psi)	138 bar/turn (2000 psi/turn)
MB000228	MBDN-060-ABNR-04-G12-N200	4,2:1	V1, V2: G1/2" C1, C2: Ø 9	200 bar (2900 psi)	60-210 bar (850-3000 psi)	62 bar/turn (900 psi/turn)
MB000229	MBDN-060-ABNR-11-G12-N200	11:1	V1, V2: G1/2" C1, C2: Ø 9	200 bar (2900 psi)	60-250 bar (850-3600 psi)	69 bar/turn (1000 psi/turn)
MB000380	MBDN-060-ABNR-11-G12-N350	11:1	V1, V2: G1/2" C1, C2: Ø 9	350 bar (5000 psi)	150-420 bar (2100-6000 psi)	161 bar/turn (2300 psi/turn)

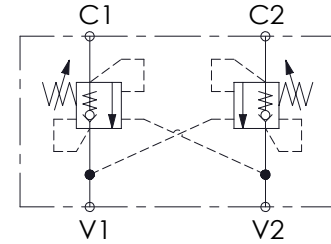
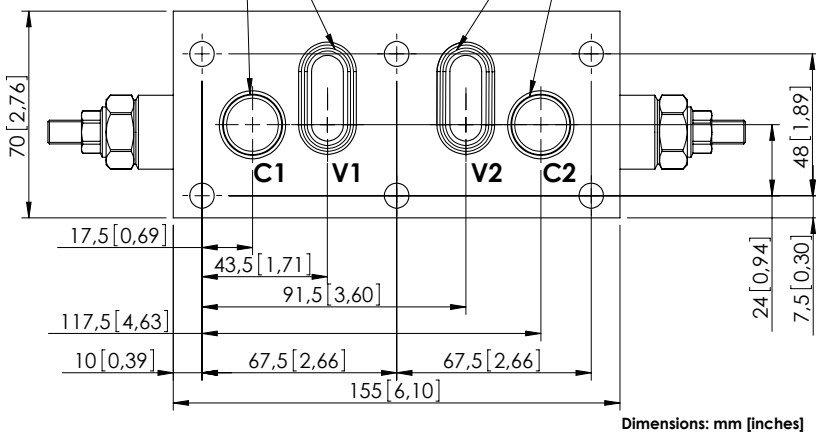
OVERCENTRE VALVE

MBDN-060-ZDNA

DOUBLE ACTING
ALL FLANGED PORTS



O-Ring 17,96 x 2,62 - N70 [0,707 x 0,103] O-Ring 26,64 x 2,62 - N70 [1,049 x 0,103] O-Ring 17,96 x 2,62 - N70 [0,707 x 0,103]



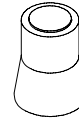
SPECIFICATIONS

Max. operating pressure:	350 bar (5000 psi)
Rated flow:	60 l/min (16 gpm)
Weight:	Aluminium: 1,3 kg (2,87 lbs) Steel: 3,1 kg (6,83 lbs)
Contamination class to ISO 4406:	See technical spec.
MTF _a :	150 - 1200 years: See technical spec.

NOTES

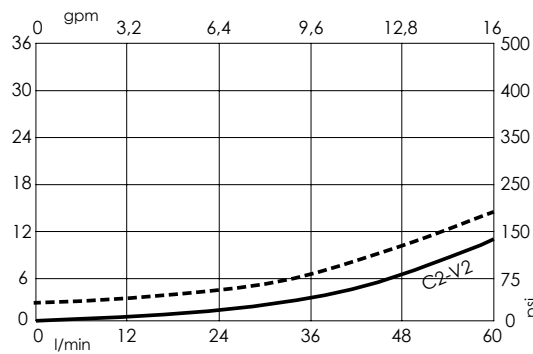
Setting: at least 1.3 times the load induced pressure.
For other configurations/quick codes not available in this catalogue page please consult factory

SEALING CAP



Ordering code:
AT000020

CURVES



ORDERING CODES

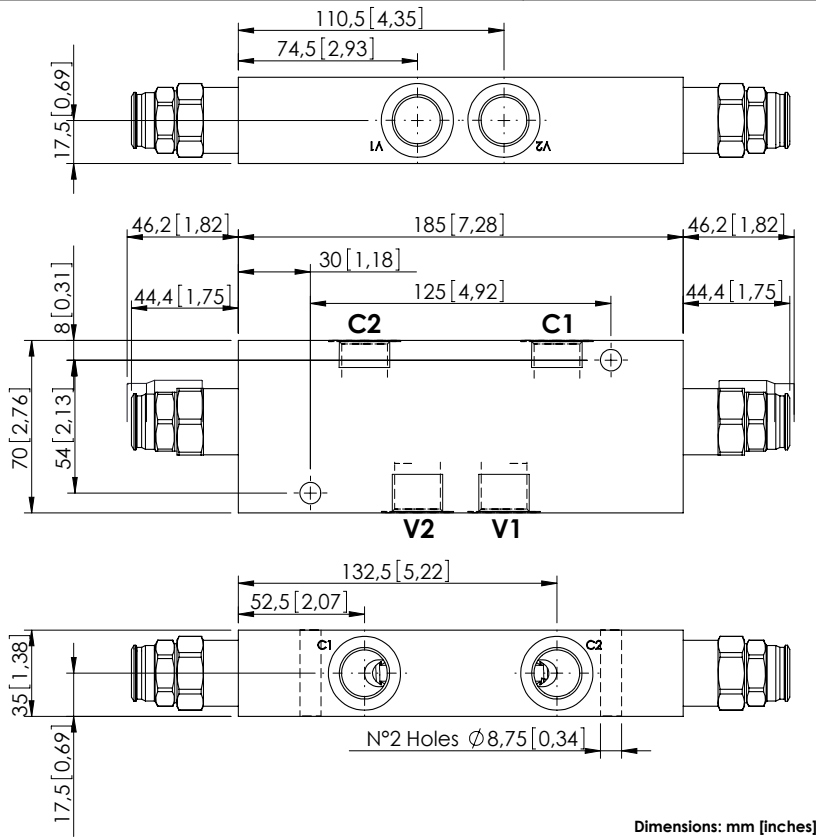
Quick code	Description	Pilot ratio	Manifold material	Main ports size	Standard setting <small>Q=5 l/min (1,3 gpm)</small>	Adjustment range	Pressure increase
MB000404	MBDN-060-ZDNA-04-PTF-N350	4,2:1	Aluminium	V1,V2: Ø10 C1,C2: Ø10	350 bar (5000 psi)	100-350 bar (1400-5000 psi)	138 bar/turn (2000 psi/turn)
MB000405	MBDN-060-ZDNA-04-PTF-N200	4,2:1	Aluminium	V1,V2: Ø10 C1,C2: Ø10	200 bar (2900 psi)	60-210 bar (850-3000 psi)	62 bar/turn (900 psi/turn)
MB000424	MBDN-060-ADNA-04-PTF-N350	4,2:1	Steel	V1,V2: Ø10 C1,C2: Ø10	350 bar (5000 psi)	100-350 bar (1400-5000 psi)	138 bar/turn (2000 psi/turn)
MB000442	MBDN-060-ADNA-04-PTF-N200	4,2:1	Steel	V1,V2: Ø10 C1,C2: Ø10	200 bar (2900 psi)	60-210 bar (850-3000 psi)	62 bar/turn (900 psi/turn)
MB000399	MBDN-060-ZDNA-07-PTF-N350	7:1	Aluminium	V1,V2: Ø10 C1,C2: Ø10	350 bar (5000 psi)	100-350 bar (1400-5000 psi)	106 bar/turn (1500 psi/turn)
MB000403	MBDN-060-ZDNA-07-PTF-N200	7:1	Aluminium	V1,V2: Ø10 C1,C2: Ø10	200 bar (2900 psi)	60-210 bar (850-3000 psi)	46 bar/turn (650 psi/turn)
MB000441	MBDN-060-ADNA-07-PTF-N350	7:1	Steel	V1,V2: Ø10 C1,C2: Ø10	350 bar (5000 psi)	100-350 bar (1400-5000 psi)	106 bar/turn (1500 psi/turn)
MB000440	MBDN-060-ADNA-07-PTF-N200	7:1	Steel	V1,V2: Ø10 C1,C2: Ø10	200 bar (2900 psi)	60-210 bar (850-3000 psi)	46 bar/turn (650 psi/turn)

Revision B1

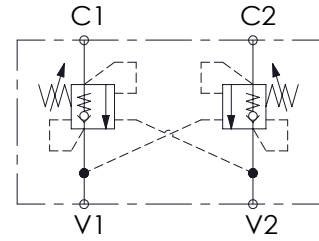
OVERCENTRE VALVE

MBDN-100-ALDE

DOUBLE ACTING



Dimensions: mm [inches]



SPECIFICATIONS

Max. operating pressure:	350 bar (5000 psi)
Rated flow:	100 l/min (26 gpm)
Manifold:	Steel
Weight:	3,45 kg (7,54 lbs)
Contamination class to ISO 4406:	See technical spec.
MTF _d :	150 - 1200 years: See technical spec.

NOTES

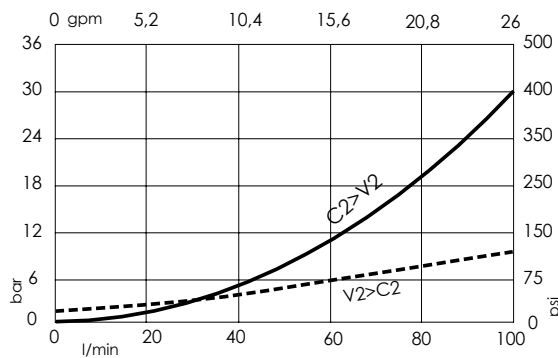
Setting: at least 1.3 times the load induced pressure.
 For other configurations/quick codes not available in this catalogue page please consult factory

SEALING CAP



Ordering code:
PT000243

CURVES



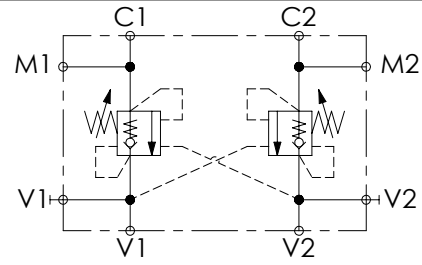
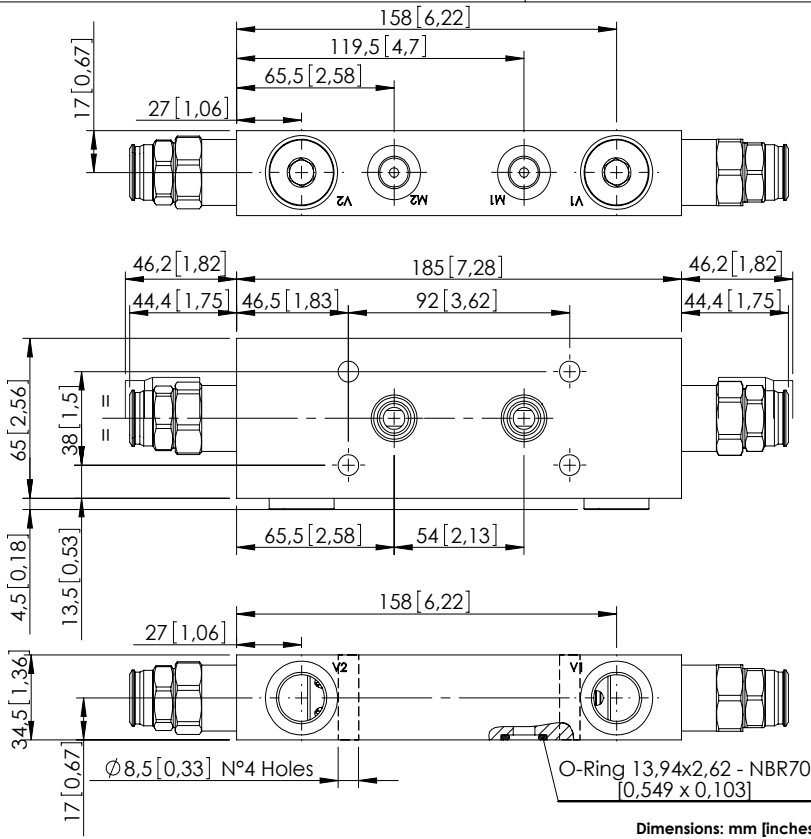
ORDERING CODES

Quick code	Description	Pilot ratio	Main ports size	Standard setting Q=5 l/min (1.3 gpm)	Adjustment range	Pressure increase
MB000398	MBDN-100-ALDE-04-G12-N350	4:1	V1,V2: G 1/2" C1,C2: G 1/2"	350 bar (5000 psi)	100-350 bar (1400-5000 psi)	118 bar/turn (1700 psi/turn)
MB000400	MBDN-100-ALDE-04-G12-N200	4:1	V1,V2: G 1/2" C1,C2: G 1/2"	200 bar (2900 psi)	70-210 bar (1000-3000 psi)	68 bar/turn (1000 psi/turn)
MB000395	MBDN-100-ALDE-08-G12-N350	8:1	V1,V2: G 1/2" C1,C2: G 1/2"	350 bar (5000 psi)	100-350 bar (1400-5000 psi)	132 bar/turn (1900 psi/turn)
MB000401	MBDN-100-ALDE-08-G12-N200	8:1	V1,V2: G 1/2" C1,C2: G 1/2"	200 bar (2900 psi)	70-210 bar (1000-3000 psi)	74 bar/turn (1100 psi/turn)

OVERCENTRE VALVE

MBDN-100-ABNR

DOUBLE ACTING
TWO FLANGED PORTS



SPECIFICATIONS

Max. operating pressure:	350 bar (5000 psi)
Rated flow:	100 l/min (26 gpm)
Manifold:	Steel
Weight:	3,19 kg (7,03 lbs)
Contamination class to ISO 4406:	See technical spec.
MTFda:	150 - 1200 years: See technical spec.

NOTES

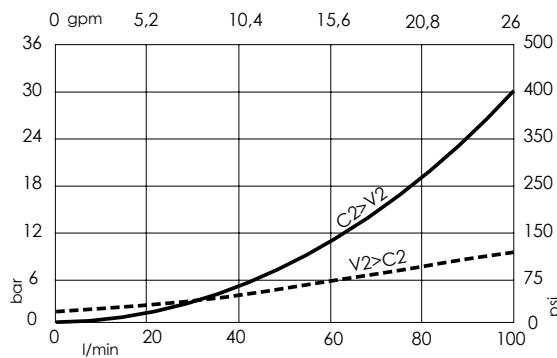
Setting: at least 1.3 times the load induced pressure.
 For other configurations/quick codes not available in this catalogue page please consult factory

SEALING CAP



Ordering code:
PT000243

CURVES



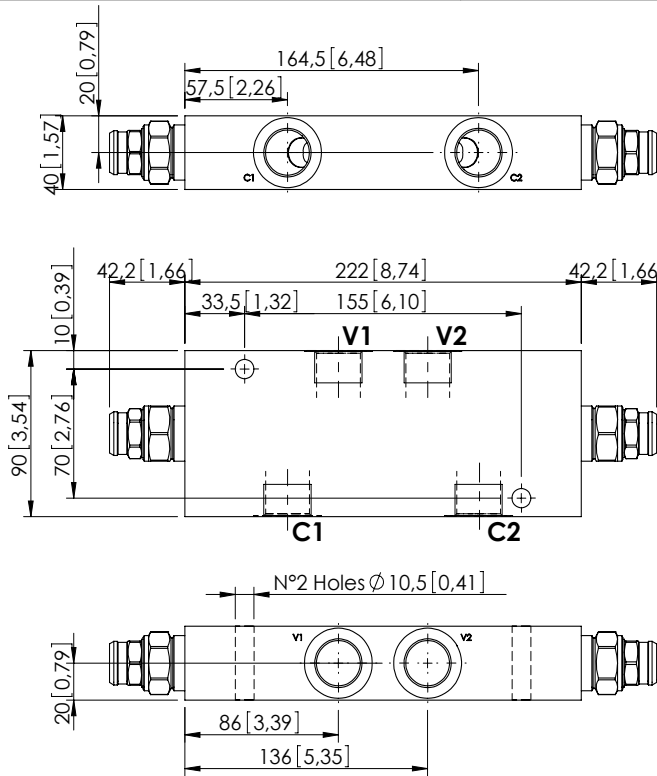
ORDERING CODES

Quick code	Description	Pilot ratio	Main ports size	Standard setting Q=5 l/min (1.3 gpm)	Adjustment range	Pressure increase
MB000911	MBDN-100-ABNR-04-G12-N350	4:1	V1,V2:G 1/2" C1,C2: Ø9 M1,M2:G 1/4"	350 bar (5000 psi)	100-350 bar (1400-5000 psi)	118 bar/turn (1700 psi/turn)

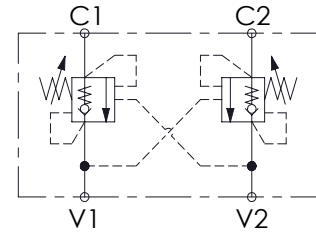
OVERCENTRE VALVE

MBDN-150-ZLDE

DOUBLE ACTING



Dimensions: mm [inches]



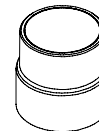
SPECIFICATIONS

Max. operating pressure:	350 bar (5000 psi)
Rated flow:	150 l/min (40 gpm)
Weight:	Aluminium: 2,4 kg (5,29 lbs) Steel: 5,7 kg (12,57 lbs)
Contamination class to ISO 4406:	See technical spec.
MTF _d :	150 - 1200 years: See technical spec.

NOTES

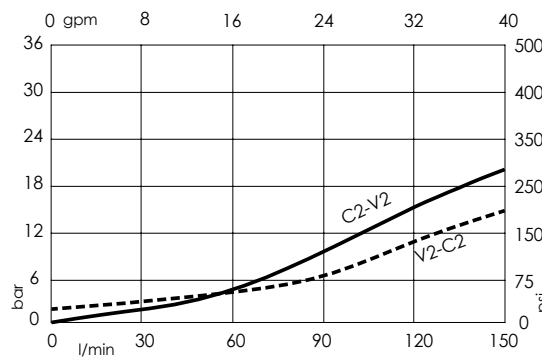
Setting: at least 1.3 times the load induced pressure.
For other configurations/quick codes not available in this catalogue page please consult factory

SEALING CAP



Ordering code:
ST000012

CURVES



ORDERING CODES

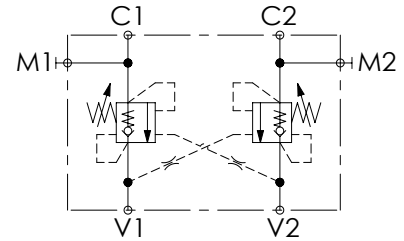
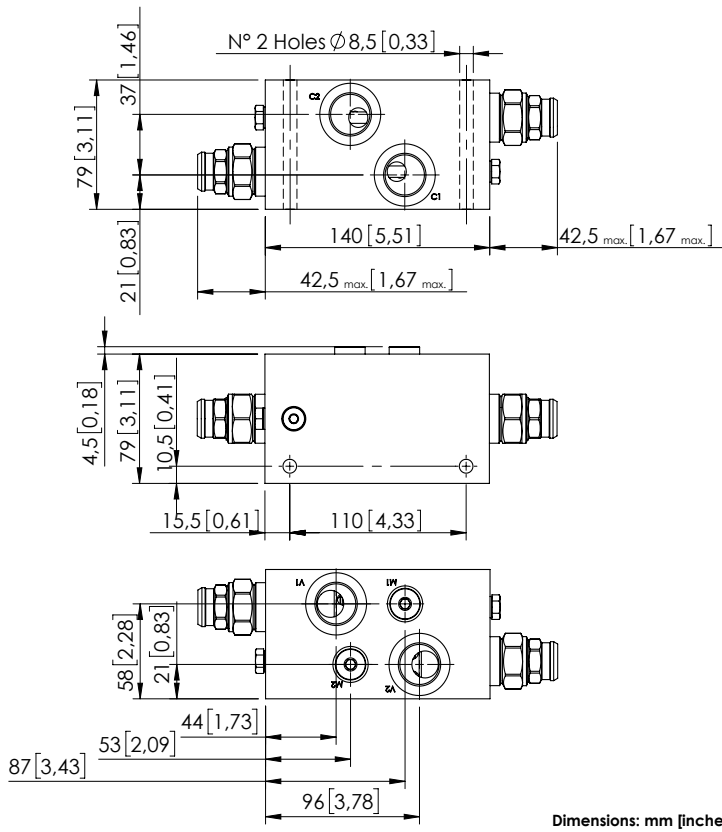
Quick code	Description	Pilot ratio	Manifold material	Main ports size	Standard setting <small>Q=5 l/min (1,3 gpm)</small>	Adjustment range	Pressure increase
MB000414	MBDN-150-ZLDE-04-G34-N350	4:1	Aluminium	V1, V2: G3/4" C1, C2: G3/4"	350 bar (5000 psi)	100-350 bar (1400-5000 psi)	104 bar/turn (1500 psi/turn)
MB000415	MBDN-150-ZLDE-04-G34-N200	4:1	Aluminium	V1, V2: G3/4" C1, C2: G3/4"	200 bar (2900 psi)	60-210 bar (850-3000 psi)	56 bar/turn (800 psi/turn)
MB000407	MBDN-150-ZLDE-08-G34-N350	8:1	Aluminium	V1, V2: G3/4" C1, C2: G3/4"	350 bar (5000 psi)	100-350 bar (1400-5000 psi)	82 bar/turn (1200 psi/turn)
MB000408	MBDN-150-ZLDE-08-G34-N200	8:1	Aluminium	V1, V2: G3/4" C1, C2: G3/4"	200 bar (2900 psi)	60-210 bar (850-3000 psi)	47 bar/turn (700 psi/turn)
MB000420	MBDN-150-ALDE-04-G34-N350	4:1	Steel	V1, V2: G3/4" C1, C2: G3/4"	350 bar (5000 psi)	100-350 bar (1400-5000 psi)	104 bar/turn (1500 psi/turn)
MB000421	MBDN-150-ALDE-04-G34-N200	4:1	Steel	V1, V2: G3/4" C1, C2: G3/4"	200 bar (2900 psi)	60-210 bar (850-3000 psi)	56 bar/turn (800 psi/turn)
MB000418	MBDN-150-ALDE-08-G34-N350	8:1	Steel	V1, V2: G3/4" C1, C2: G3/4"	350 bar (5000 psi)	100-350 bar (1400-5000 psi)	82 bar/turn (1200 psi/turn)
MB000419	MBDN-150-ALDE-08-G34-N200	8:1	Steel	V1, V2: G3/4" C1, C2: G3/4"	200 bar (2900 psi)	60-210 bar (850-3000 psi)	47 bar/turn (700 psi/turn)

Revision A1

OVERCENTRE VALVE

MBDN-150-ZLNP

DOUBLE ACTING



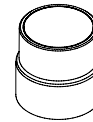
SPECIFICATIONS

Max. operating pressure:	350 bar (5000 psi)
Rated flow:	150 l/min (40 gpm)
Manifold:	Aluminium
Weight:	2.70 kg (5,49 lbs)
Contamination class to ISO 4406:	See technical spec.
MTTFd:	150 - 1200 years: See technical spec.

NOTES

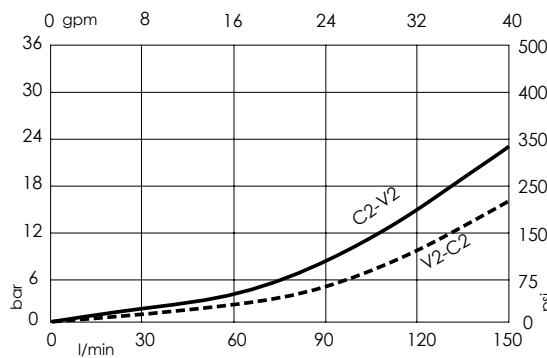
Setting: at least 1.3 times the load induced pressure.
 For other configurations/quick codes not available in this catalogue page please consult factory

SEALING CAP



Ordering code:
ST000012

CURVES



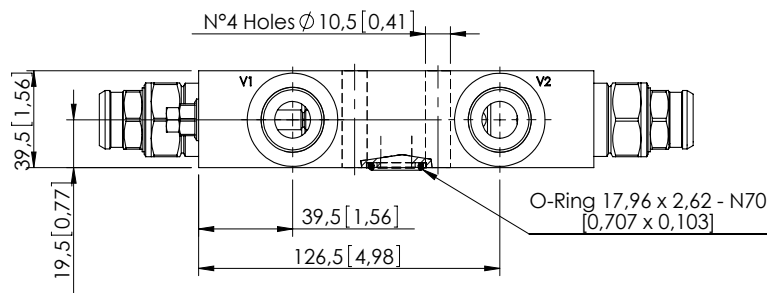
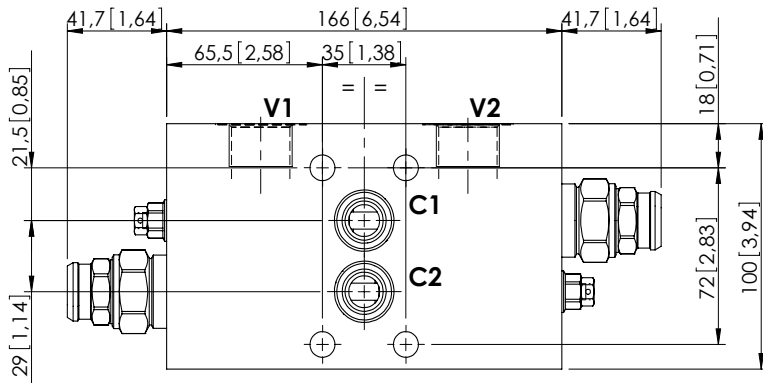
ORDERING CODES

Quick code	Description	Pilot ratio	Main ports size	Standard setting Q=5 l/min (1,3 gpm)	Adjustment range	Pressure increase
MB000210	MBDN-150-ZLNP-04-G34-N350	4:1	V1, V2: G3/4" C1, C2: G3/4"	350 bar (5000 psi)	100-350 bar (1400-5000 psi)	104 bar/turn (1500 psi/turn)

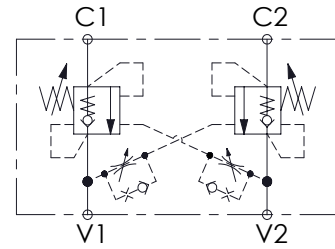
OVERCENTRE VALVE

MBDN-150-ZBNV

DOUBLE ACTING
TWO FLANGED PORTS



Dimensions: mm [inches]



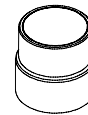
SPECIFICATIONS

Max. operating pressure:	350 bar (5000 psi)
Rated flow:	150 l/min (40 gpm)
Manifold:	Aluminium
Weight:	2,15 kg (4,74 lbs)
Contamination class to ISO 4406:	See technical spec.
MTF _a :	150 - 1200 years: See technical spec.

NOTES

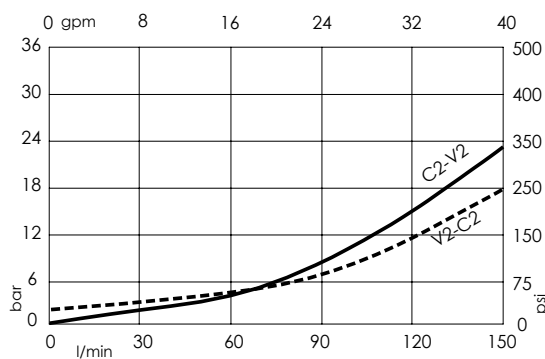
Setting: at least 1.3 times the load induced pressure.
For other configurations/quick codes not available in this catalogue page please consult factory

SEALING CAP



Ordering code:
ST000012

CURVES



ORDERING CODES

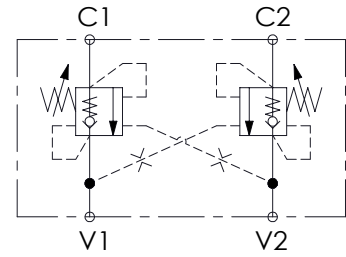
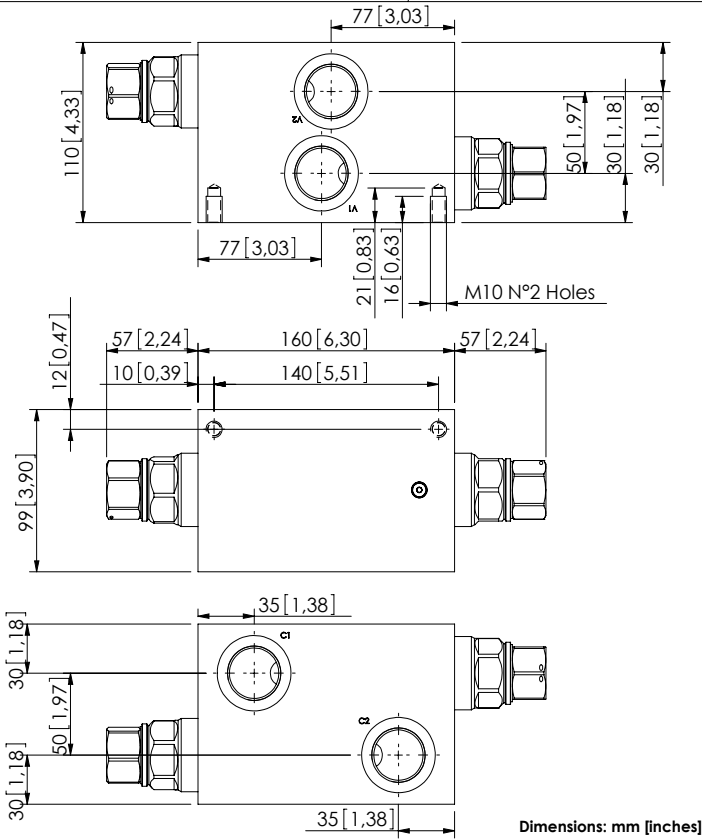
Quick code	Description	Pilot ratio	Main ports size	Standard setting Q=5 l/min (1,3 gpm)	Adjustment range	Pressure increase
MB000428	MBDN-150-ZBNV-04-G34-N350	4:1	V1,V2 : G3/4" C1,C2 : Ø 13	350 bar (5000 psi)	100-350 bar (1400-5000 psi)	104 bar/turn (1500 psi/turn)

Revision A1

OVERCENTRE VALVE

MBDN-300-ZLNR

DOUBLE ACTING



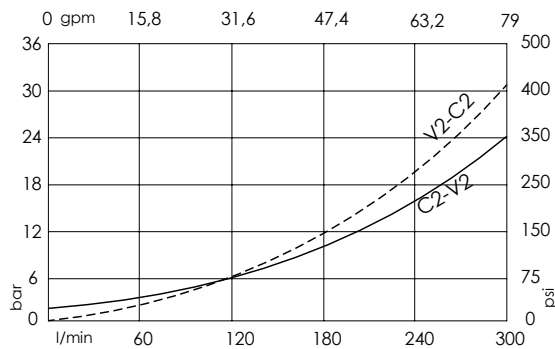
SPECIFICATIONS

Max. operating pressure:	350 bar (5000 psi)
Rated flow:	300 l/min (79 gpm)
Manifold:	Aluminium
Weight:	5,4 kg (11,91 lbs)
Contamination class to ISO 4406:	See technical spec.
MTTFd:	150 - 1200 years: See technical spec.

NOTES

Setting: at least 1.3 times the load induced pressure.
 For other configurations/quick codes not available in this catalogue page please consult factory

CURVES



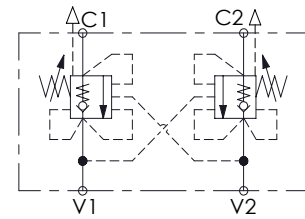
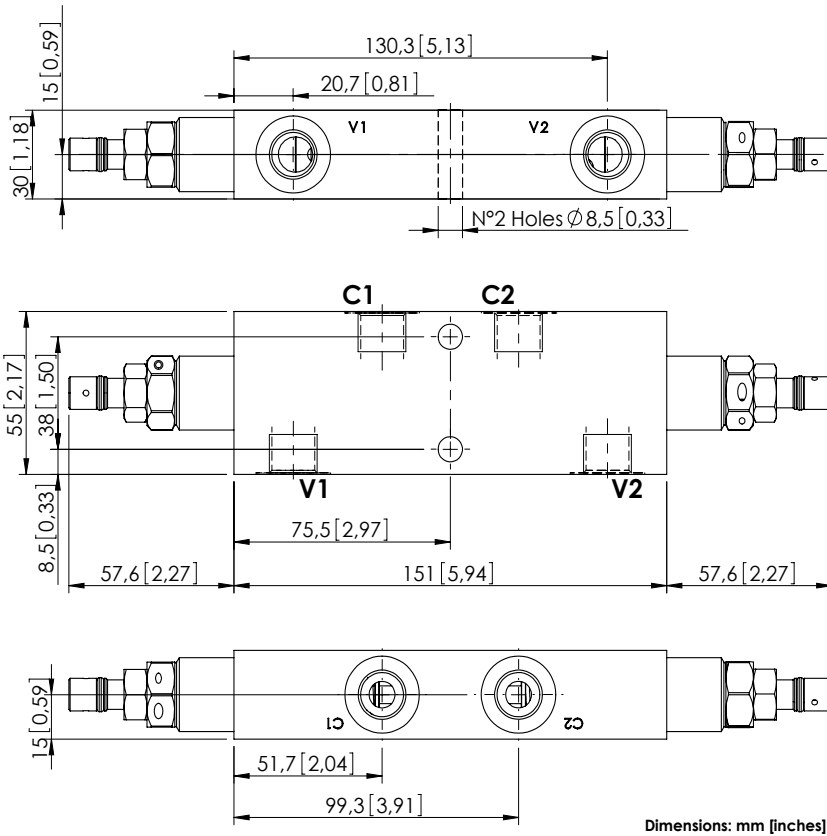
ORDERING CODES

Quick code	Description	Pilot ratio	Main ports size	Standard setting Q=5 l/min (1,3 gpm)	Adjustment range	Pressure increase
MB000638	MBDN-300-ZLNR-04-G10-N350	4:1	V1,V2,C1,C2: G 1"	350 bar (5000 psi)	100-350 bar (1400-5000 psi)	75 bar/turn (1100 psi/turn)

OVERCENTRE VALVE

MBDP-060-ALNR

DOUBLE ACTING
RELIEF COMPENSATED



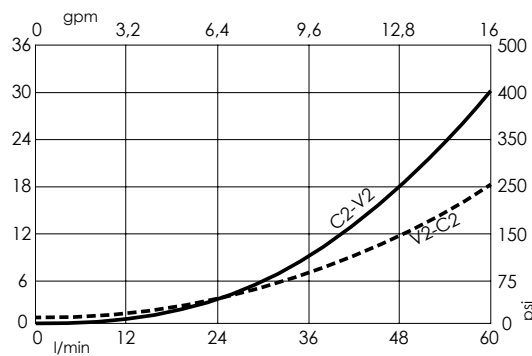
SPECIFICATIONS

Max. operating pressure:	350 bar (5000 psi)
Rated flow:	60 l/min (16 gpm)
Manifold:	Steel
Weight:	1,98 kg (4,37 lbs)
Contamination class to ISO 4406:	See technical spec.
MTTF _a :	150 - 1200 years: See technical spec.

NOTES

Setting: at least 1.3 times the load induced pressure.
For other configurations/quick codes not available in this catalogue page please consult factory

CURVES



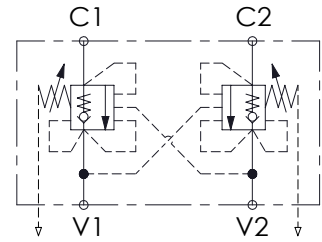
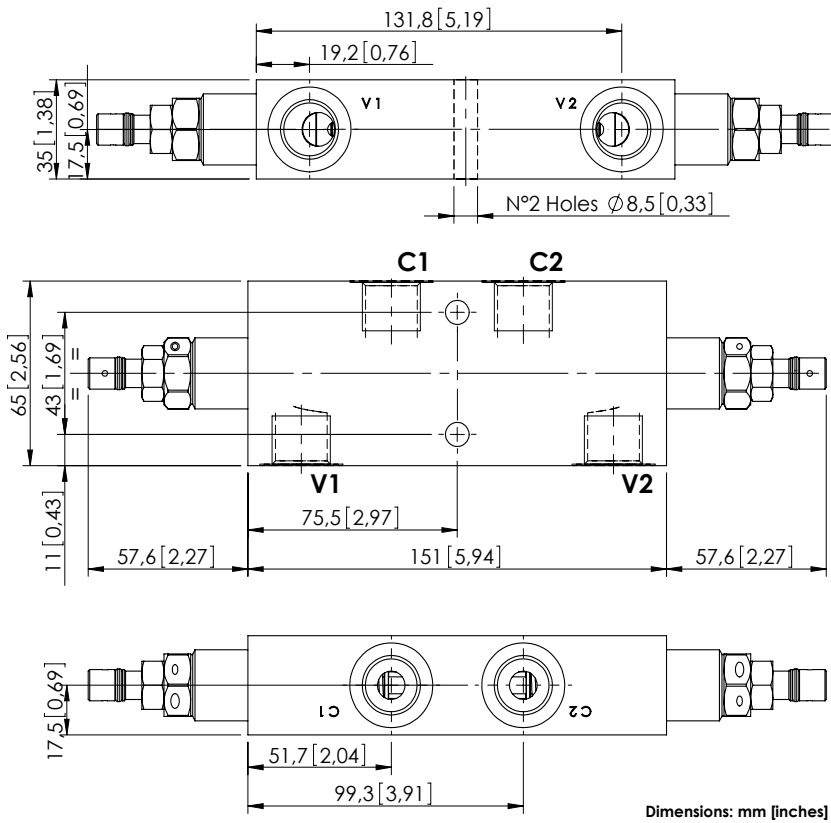
ORDERING CODES

Quick code	Description	Pilot ratio	Main ports size	Standard setting Q=5 l/min (1.3 gpm)	Adjustment range	Pressure increase
MB000190	MBDP-060-ALNR-04-G38-N350	4,2:1	V1, V2: G3/8" C1, C2: G3/8"	350 bar (5000 psi)	100-350 bar (1400-5000 psi)	166 bar/turn (2400 psi/turn)
MB000191	MBDP-060-ALNR-04-G38-N200	4,2:1	V1, V2: G3/8" C1, C2: G3/8"	200 bar (2900 psi)	60-210 bar (850-3000 psi)	75 bar/turn (1100 psi/turn)

OVERCENTRE VALVE

MBDP-060-ALNR

DOUBLE ACTING
RELIEF COMPENSATED



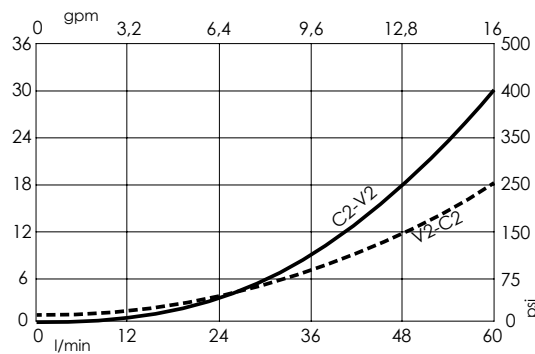
SPECIFICATIONS

Max. operating pressure:	350 bar (5000 psi)
Rated flow:	60 l/min (16 gpm)
Manifold:	Steel
Weight:	2,65 kg (5,78 lbs)
Contamination class to ISO 4406:	See technical spec.
MTF _d :	150 - 1200 years: See technical spec.

NOTES

Setting: at least 1.3 times the load induced pressure.
For other configurations/quick codes not available in this catalogue page please consult factory

CURVES



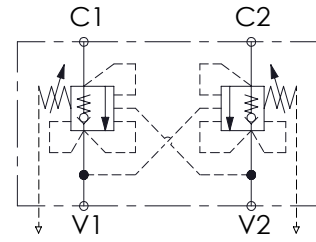
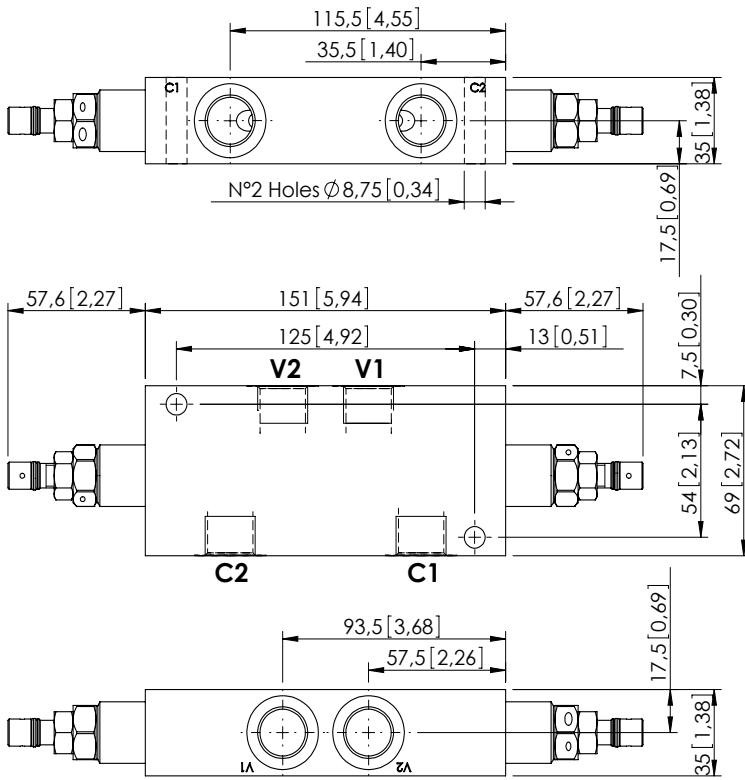
ORDERING CODES

Quick code	Description	Pilot ratio	Main ports size	Standard setting Q=5 l/min (1.3 gpm)	Adjustment range	Pressure increase
MB000176	MBDP-060-ALNR-04-G12-N350	4,2:1	V1, V2: G1/2" C1, C2: G1/2"	350 bar (5000 psi)	100-350 bar (1400-5000 psi)	166 bar/turn (2400 psi/turn)
MB000189	MBDP-060-ALNR-04-G12-N200	4,2:1	V1, V2: G1/2" C1, C2: G1/2"	200 bar (2900 psi)	60-210 bar (850-3000 psi)	75 bar/turn (1100 psi/turn)
MB001303	MBDP-060-ALNR-11-G12-N350	11:1	V1, V2: G1/2" C1, C2: G1/2"	350 bar (5000 psi)	100-350 bar (1400-5000 psi)	193 bar/turn (2800 psi/turn)

OVERCENTRE VALVE

MBDP-150-ZLDE

DOUBLE ACTING
RELIEF COMPENSATED



SPECIFICATIONS

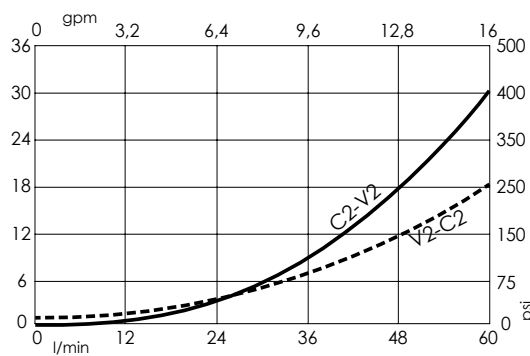
Max. operating pressure:	350 bar (5000 psi)
Rated flow:	60 l/min (16 gpm)
Weight:	Aluminium: 1,1 kg (2,43 lbs) Steel: 2,7 kg (5,95 lbs)
Contamination class to ISO 4406:	See technical spec.
MTF _d :	150 - 1200 years: See technical spec.

Dimensions: mm [inches]

NOTES

Setting: at least 1.3 times the load induced pressure.
For other configurations/quick codes not available in this catalogue page please consult factory

CURVES



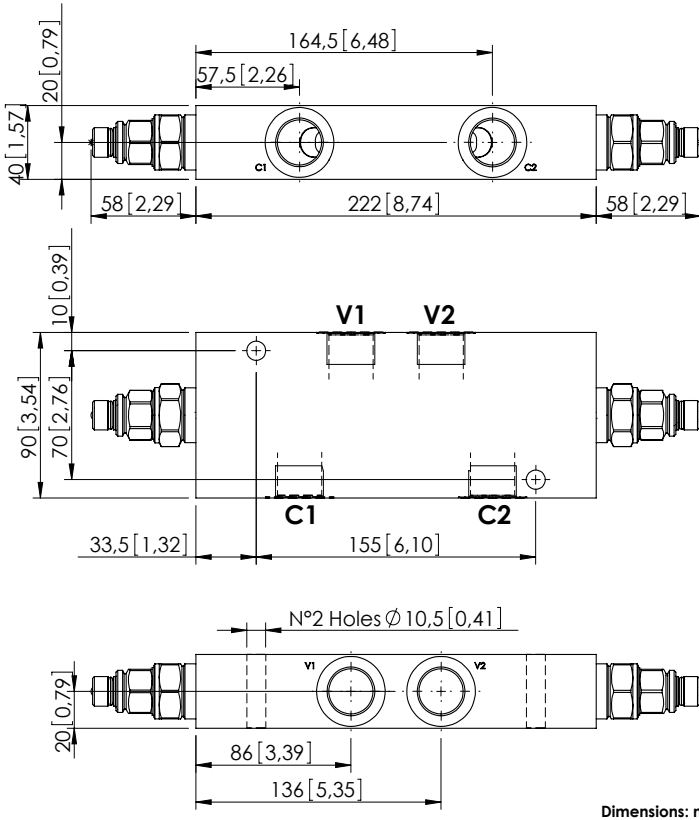
ORDERING CODES

Quick code	Description	Pilot ratio	Manifold material	Main ports size	Standard setting <small>Q=5 l/min (1,3 gpm)</small>	Adjustment range	Pressure increase
MB000322	MBDP-060-ZLDE-04-G12-N350	4,2:1	Aluminium	V1, V2: G1/2" C1, C2: G1/2"	350 bar (5000 psi)	100-350 bar (1400-5000 psi)	166 bar/turn (2400 psi/turn)
MB000449	MBDP-060-ZLDE-04-G12-N200	4,2:1	Aluminium	V1, V2: G1/2" C1, C2: G1/2"	200 bar (2900 psi)	60-210 bar (850-3000 psi)	75 bar/turn (1100 psi/turn)
MB000450	MBDP-060-ALDE-04-G12-N350	4,2:1	Steel	V1, V2: G1/2" C1, C2: G1/2"	350 bar (5000 psi)	100-350 bar (1400-5000 psi)	166 bar/turn (2400 psi/turn)
MB000451	MBDP-060-ALDE-04-G12-N200	4,2:1	Steel	V1, V2: G1/2" C1, C2: G1/2"	200 bar (2900 psi)	60-210 bar (850-3000 psi)	75 bar/turn (1100 psi/turn)

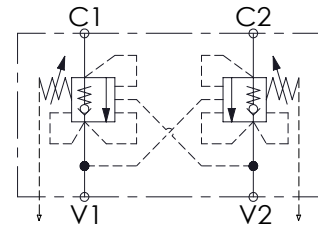
OVERCENTRE VALVE

MBDP-150-ZLDE

DOUBLE ACTING
RELIEF COMPENSATED



Dimensions: mm [inches]



SPECIFICATIONS


Max. operating pressure:	350 bar (5000 psi)
Rated flow:	150 l/min (40 gpm)
Weight:	Aluminium: 2,46 kg (5,51 lbs) Steel: 5,84 kg (12,88 lbs)
Contamination class to ISO 4406:	See technical spec.
MTF _a :	150 - 1200 years: See technical spec.

NOTES

Setting: at least 1.3 times the load induced pressure.
For other configurations/quick codes not available in this catalogue page please consult factory

OPTIONS

Hex key for setting



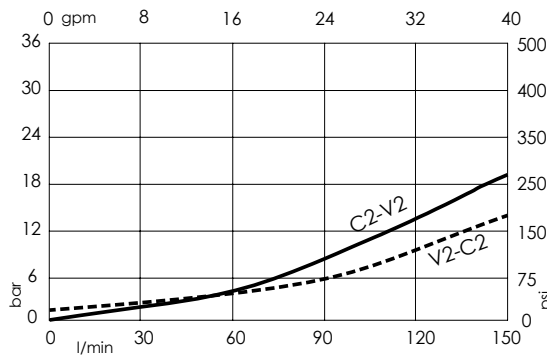
Ordering code:
PV000669

SEALING CAP



Ordering code:
ST000012

CURVES



ORDERING CODES

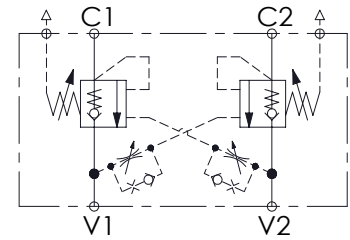
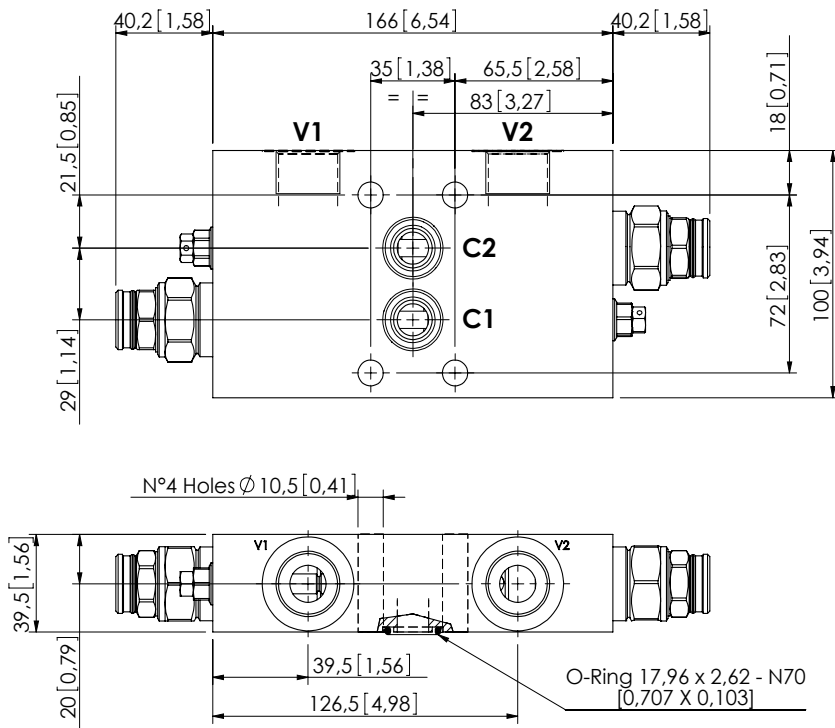
Quick code	Description	Pilot ratio	Manifold material	Main ports size	Standard setting <small>Q=5 l/min(1,3 gpm)</small>	Adjustment range	Pressure increase
MB000436	MBDP-150-ZLDE-04-G34-N350	4:1	Aluminium	V1, V2: G3/4" C1, C2: G3/4"	350 bar (5000 psi)	100-350 bar (1400-5000 psi)	104 bar/turn (1500 psi/turn)
MB000437	MBDP-150-ZLDE-04-G34-N200	4:1	Aluminium	V1, V2: G3/4" C1, C2: G3/4"	200 bar (2900 psi)	60-210 bar (850-3000 psi)	56 bar/turn (800 psi/turn)
MB000438	MBDP-150-ALDE-04-G34-N350	4:1	Steel	V1, V2: G3/4" C1, C2: G3/4"	350 bar (5000 psi)	100-350 bar (1400-5000 psi)	82 bar/turn (1200 psi/turn)
MB000439	MBDP-150-ALDE-04-G34-N200	4:1	Steel	V1, V2: G3/4" C1, C2: G3/4"	200 bar (2900 psi)	60-210 bar (850-3000 psi)	47 bar/turn (700 psi/turn)
MB000416	MBDP-150-ZLDE-08-G34-N350	8:1	Aluminium	V1, V2: G3/4" C1, C2: G3/4"	350 bar (5000 psi)	100-350 bar (1400-5000 psi)	104 bar/turn (1500 psi/turn)
MB000417	MBDP-150-ZLDE-08-G34-N200	8:1	Aluminium	V1, V2: G3/4" C1, C2: G3/4"	200 bar (2900 psi)	60-210 bar (850-3000 psi)	56 bar/turn (800 psi/turn)
MB000422	MBDP-150-ALDE-08-G34-N350	8:1	Steel	V1, V2: G3/4" C1, C2: G3/4"	350 bar (5000 psi)	100-350 bar (1400-5000 psi)	82 bar/turn (1200 psi/turn)
MB000423	MBDP-150-ALDE-08-G34-N200	8:1	Steel	V1, V2: G3/4" C1, C2: G3/4"	200 bar (2900 psi)	60-210 bar (850-3000 psi)	47 bar/turn (700 psi/turn)

Revision A1

OVERCENTRE VALVE

MBDT-150-ZBNV

DOUBLE ACTING
TWO FLANGED PORTS
COMPENSATED



SPECIFICATIONS

Max. operating pressure:	350 bar (5000 psi)
Rated flow:	150 l/min (40 gpm)
Weight:	Aluminium: 2,16 kg (4,72 lbs) Steel: 4,85 kg (10,69 lbs)
Contamination class to ISO 4406:	See technical spec.
MTTF:	150 - 1200 years: See technical spec.

Dimensions: mm [inches]

NOTES

Setting: at least 1.3 times the load induced pressure.

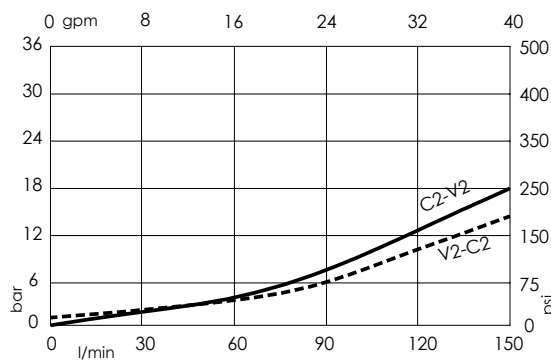
For other configurations/quick codes not available in this catalogue page please consult factory

SEALING CAP



Ordering code:
ST000012

CURVES



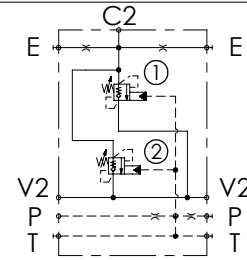
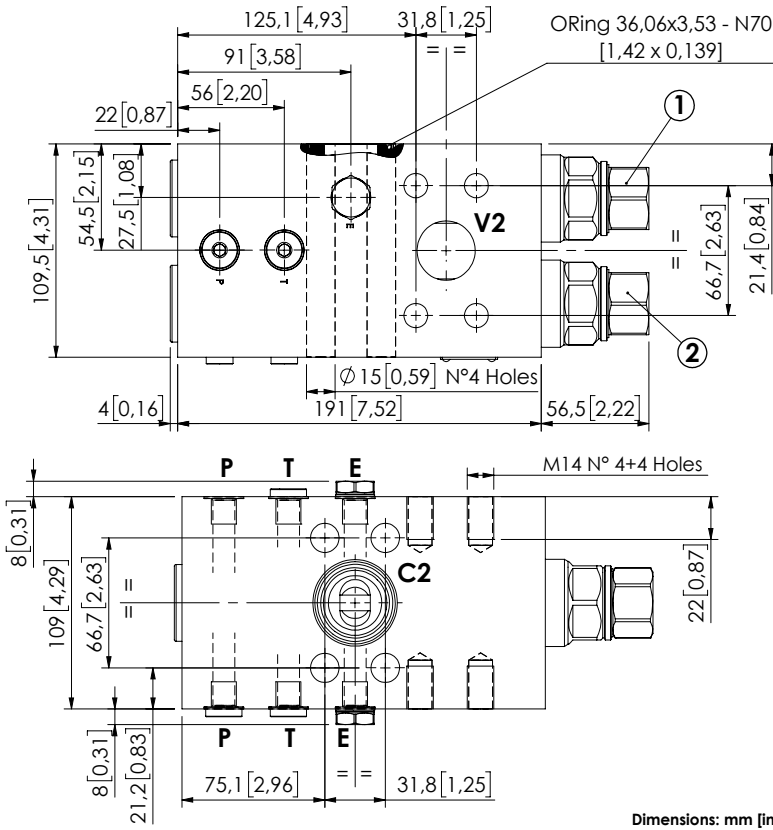
ORDERING CODES

Quick code	Description	Pilot ratio	Manifold material	Main ports size	Standard setting Q=5 l/min (1,3 gpm)	Adjustment range	Pressure increase
MB000429	MBDT-150-ZBNV-04-G34-N350	4:1	Aluminium	V1,V2: G 3/4" C1,C2: \varnothing 13	350 bar (5000 psi)	100-350 bar (1400-5000 psi)	104 bar/turn (1500 psi/turn)
MB000641	MBDT-150-ZBNV-04-G12-N350	4:1	Aluminium	V1,V2: G 1/2" C1,C2: \varnothing 13	350 bar (5000 psi)	100-350 bar (1400-5000 psi)	104 bar/turn (1500 psi/turn)
MB000646	MBDT-150-ABNV-04-G34-N350	4:1	Steel	V1,V2: G 3/4" C1,C2: \varnothing 13	350 bar (5000 psi)	100-350 bar (1400-5000 psi)	104 bar/turn (1500 psi/turn)
MB000647	MBDT-150-ABNV-04-G12-N350	4:1	Steel	V1,V2: G 1/2" C1,C2: \varnothing 13	350 bar (5000 psi)	100-350 bar (1400-5000 psi)	104 bar/turn (1500 psi/turn)

OVERCENTRE VALVE

MBDN-500-ABNR

DOUBLE ACTING



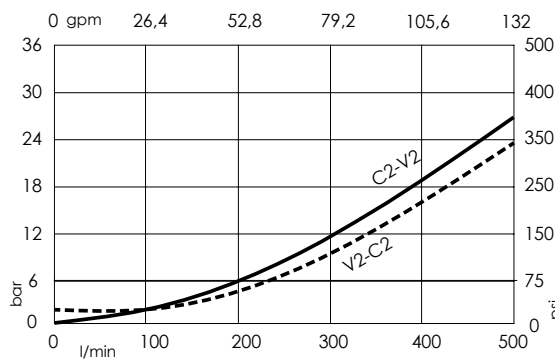
SPECIFICATIONS

Max. operating pressure:	420 bar (6000 psi)
Rated flow:	500 l/min (132 gpm)
Manifold:	Steel
Weight:	16,33 kg (35,98 lbs)
Contamination class to ISO 4406:	See technical spec.
MTTF _a :	150 - 1200 years: See technical spec.

NOTES

When correctly adjusted for the special excavator installation, these valves meet the requirement of ISO 8643.
 T line plugs must be kept closed.
 For other configurations/quick codes not available in this catalogue page please consult factory

CURVES



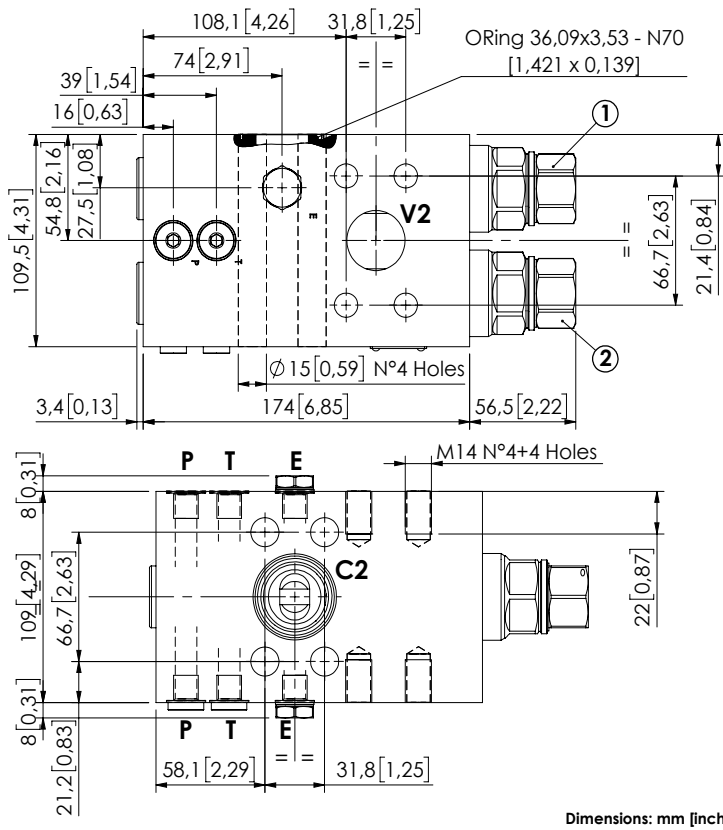
ORDERING CODES

Quick code	Description	Pilot ratio	Main ports size	Standard setting Q=5 l/min (1,3 gpm)	Adjustment range	Pressure increase
MB000979	MBDN-500-ABNR-06-S11-N420	6:1	V2,C2:1 1/4" SAE 6000 P,T,E: G 1/4"	420 bar (6000 psi)	250-420 bar (3600-6000 psi)	104 bar/turn (1500 psi/turn)

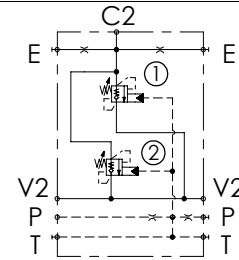
OVERCENTRE VALVE

MBDT-500-ABNR

DOUBLE ACTING



Dimensions: mm [inches]



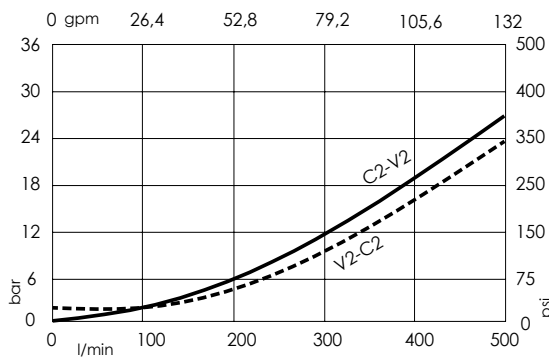
SPECIFICATIONS

Max. operating pressure:	420 bar (6000 psi)
Rated flow:	500 l/min (132 gpm)
Manifold:	Steel
Weight:	14,8 kg (32,63 lbs)
Contamination class to ISO 4406:	See technical spec.
MTF _a :	150 - 1200 years: See technical spec.

NOTES

When correctly adjusted for the special excavator installation, these valves meet the requirement of ISO 8643.
 T line plugs must be kept closed.
 For other configurations/quick codes not available in this catalogue page please consult factory

CURVES



ORDERING CODES

Quick code	Description	Pilot ratio	Main ports size	Standard setting Q=5 l/min (1,3 gpm)	Adjustment range	Pressure increase
MB000978	MBDT-500-ABNR-13-S11-N420	13:1	V2,C2:1 1/4" SAE 6000 P,T,E: G 1/4"	350 bar (5000 psi)	250-420 bar (3600-6000 psi)	104 bar/turn (1500 psi/turn)